Sayı Doğrusunda Atlamalar

Anaokulu | 2026-11-21 | Etkinlik

Bir yetişkin yüksek sesle okuyabilir. Büyük noktadan başla. Her kavis doğru üzerinde bir sıçrayış. Sıçrayışları tek tek izle ve son sıçrayışın indiği sayıyı kutuya yaz.

20'ye kadar bir doğruda birer birer ileri ya da geri sıçrayışlar.

1

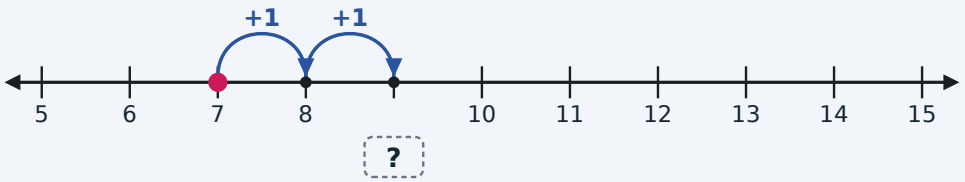

? =

2

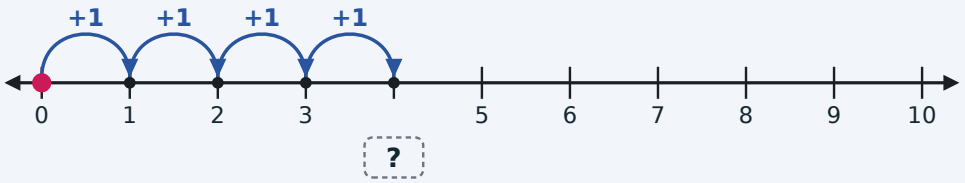

? =

3

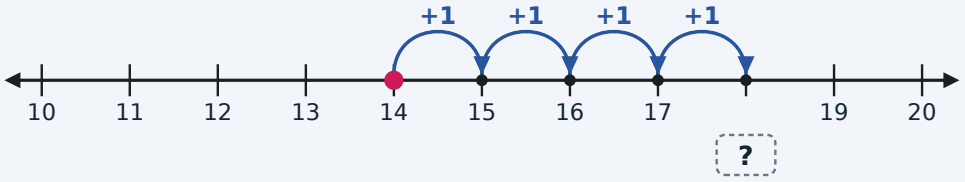

? =

4

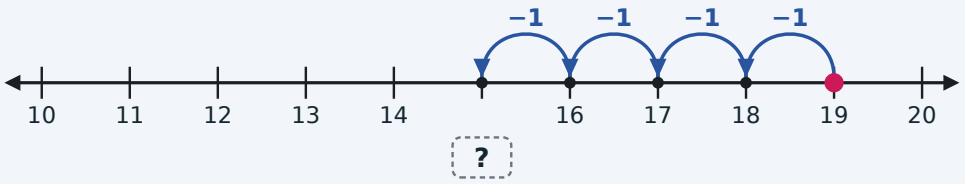

? =

Sayı Doğrusunda Atlamalar

Anaokulu | 2026-11-21 | Cevap anahtarı

Cevap anahtarı: cevaplar kutularda turuncu yazılıdır.

1

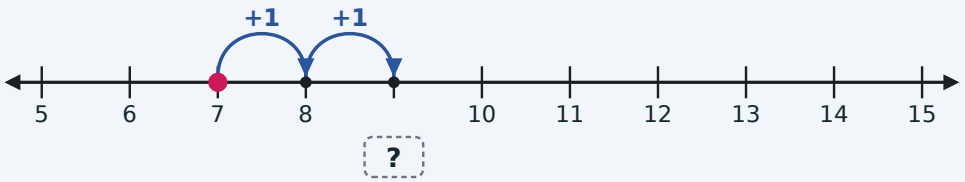

? = **9**

2

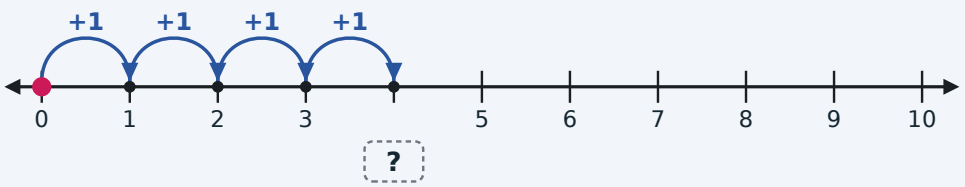

? = **4**

3

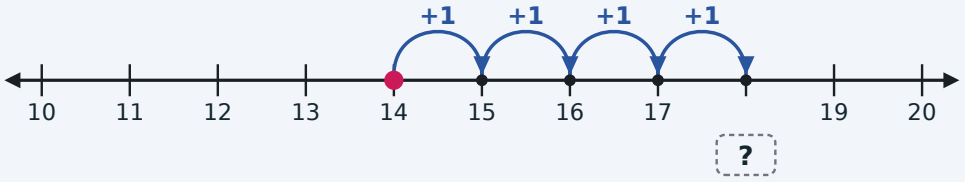

? = **18**

4

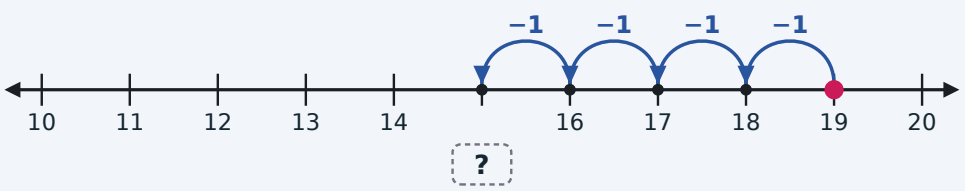

? = **15**

Sayı Doğrusunda Atlamalar

1. Sınıf | 2026-11-21 | Etkinlik

Her doğru ölçekli çizildi. Kavisler atlamadır: + atlama sağa, − atlama sola gider. ? işaretinin yerini tutan değeri hesapla ve kutuya yaz.

0–20 doğrusunda 2 ile 9 arası atlamalar. "+ ?" ya da "− ?" atlamanın ne kadar uzun olduğunu sorar.

1

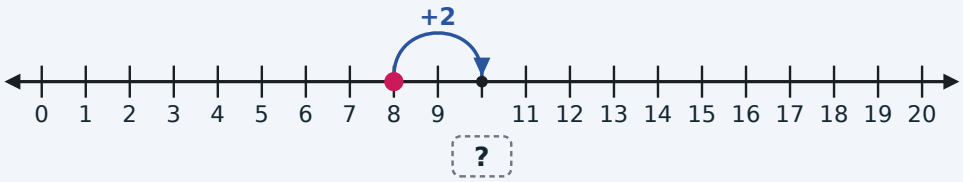

? =

2

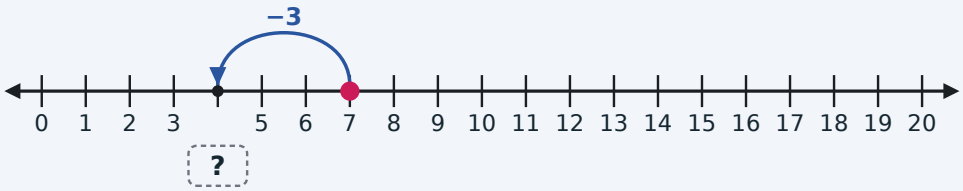

? =

3

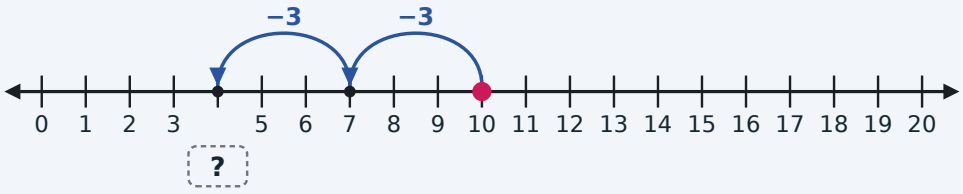

? =

4

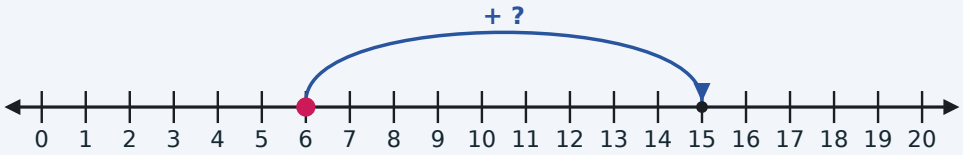

? =

5

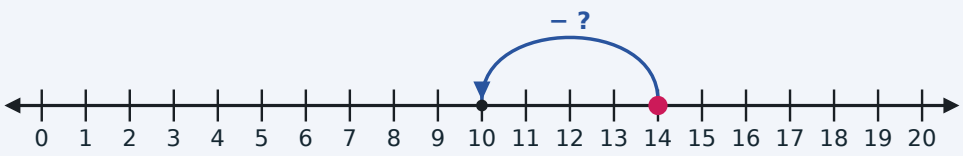

? =

Sayı Doğrusunda Atlamalar

1. Sınıf | 2026-11-21 | Cevap anahtarı

Cevap anahtarı: cevaplar kutularda turuncu yazılıdır.

1

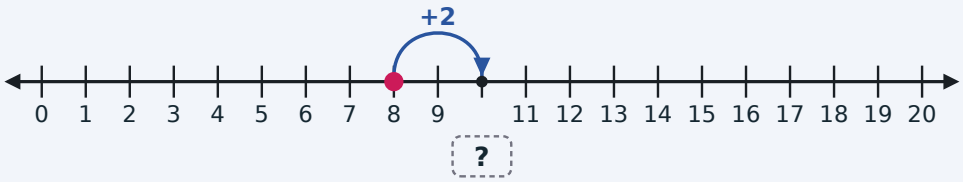

? = **10**

2

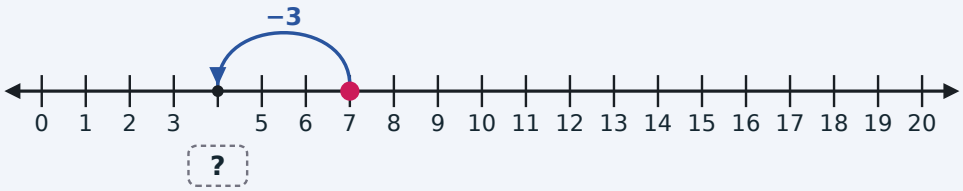

? = **4**

3

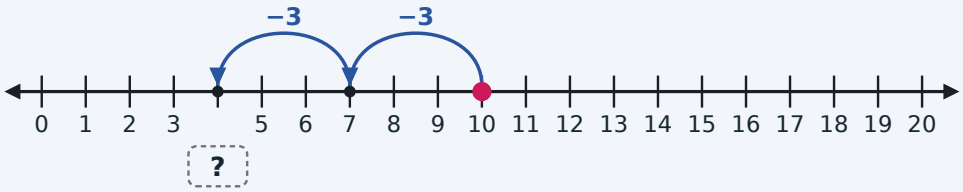

? = **4**

4

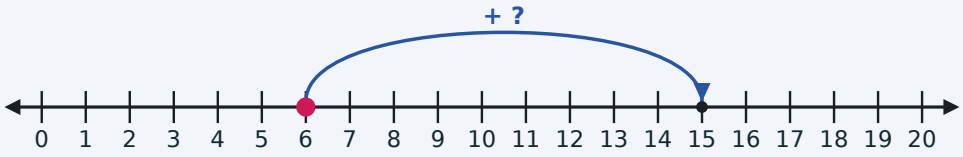

? = **9**

5

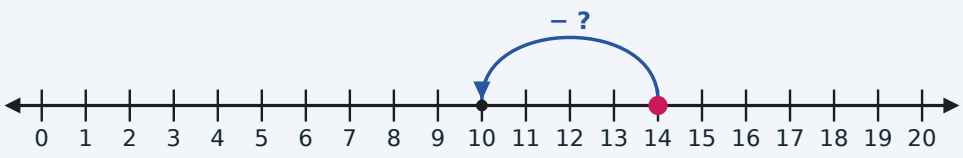

? = **4**

Sayı Doğrusunda Atlamalar

2. Sınıf | 2026-11-21 | Etkinlik

Her doğru ölçekli çizildi. Kavisler atlamadır: + atlama sağa, − atlama sola gider. ? işaretinin yerini tutan değeri hesapla ve kutuya yaz.

Yalnızca onluklar yazılı: önce onlukları, sonra birlikleri atla.

1

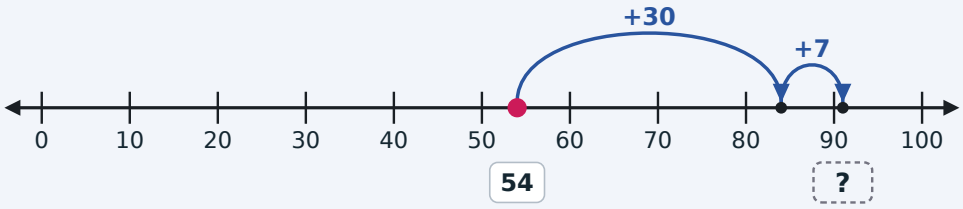

? =

2

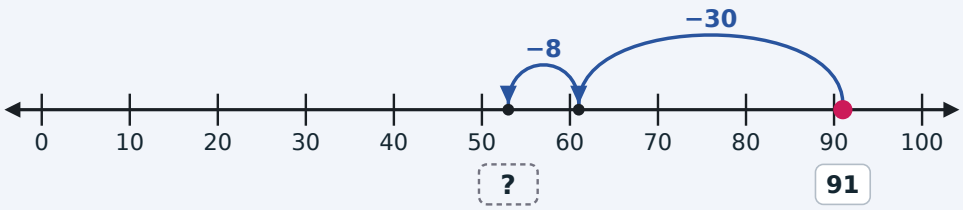

? =

3

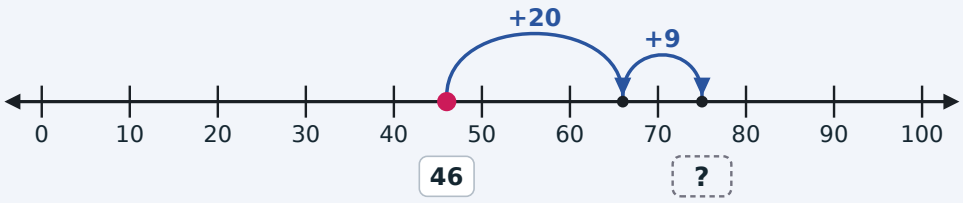

? =

4

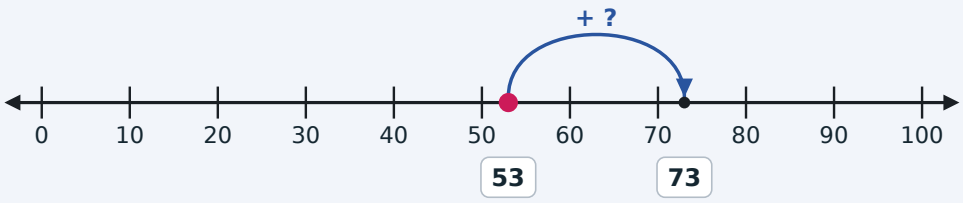

? =

5

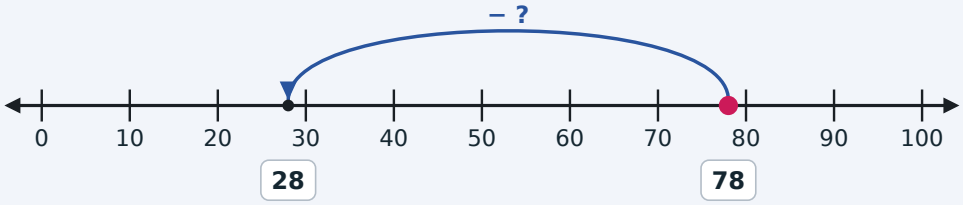

? =

Sayı Doğrusunda Atlamalar

2. Sınıf | 2026-11-21 | Cevap anahtarı

Cevap anahtarı: cevaplar kutularda turuncu yazılıdır.

1

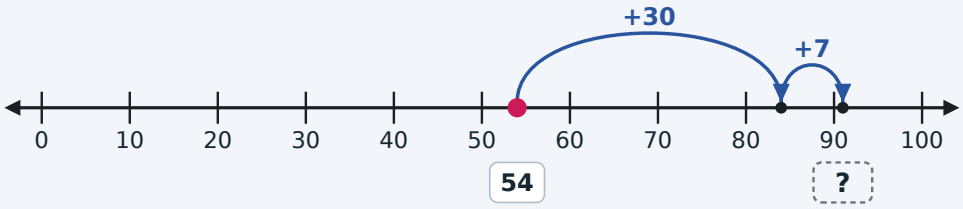

? = **91**

2

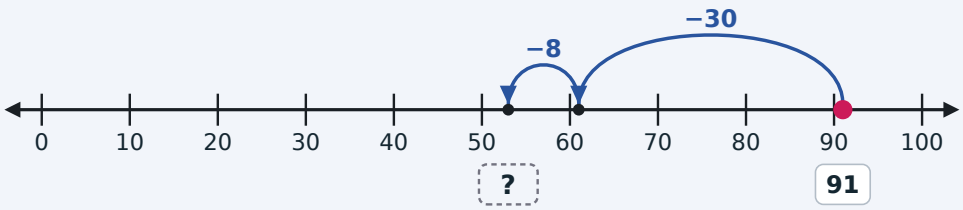

? = **53**

3

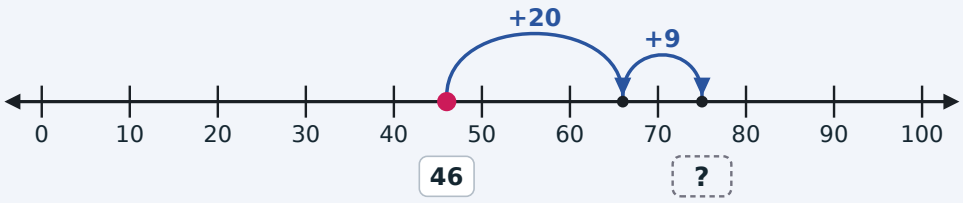

? = **75**

4

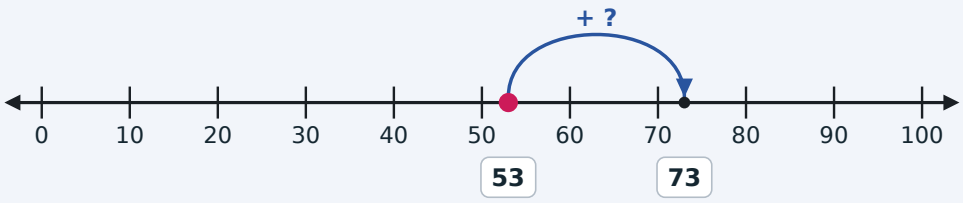

? = **20**

5

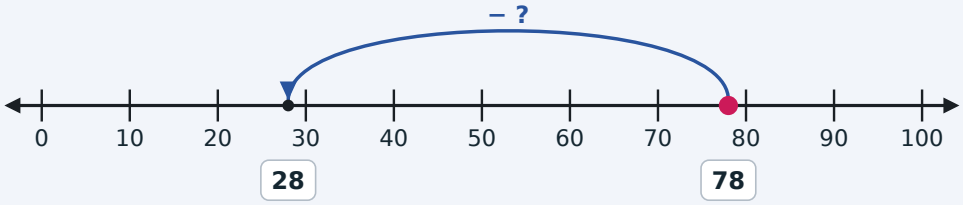

? = **50**

Sayı Doğrusunda Atlamalar

3. Sınıf | 2026-11-21 | Etkinlik

Her doğru ölçekli çizildi. Kavisler atlamadır: + atlama sağa, − atlama sola gider. ? işaretinin yerini tutan değeri hesapla ve kutuya yaz.

Bütün atlamalar eşit. Eşit atlamalar çarpmayı gösterir; her atlama ? ise sonu eşit atlamalara paylaştır.

1

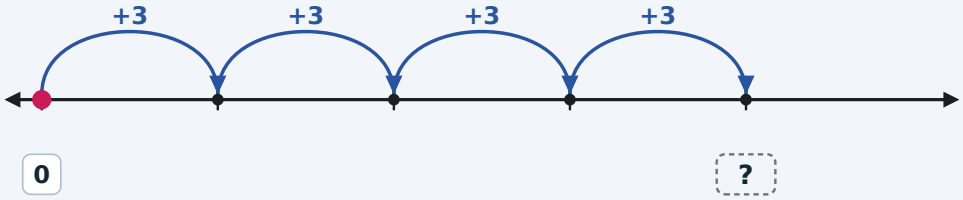

? = ☐

2

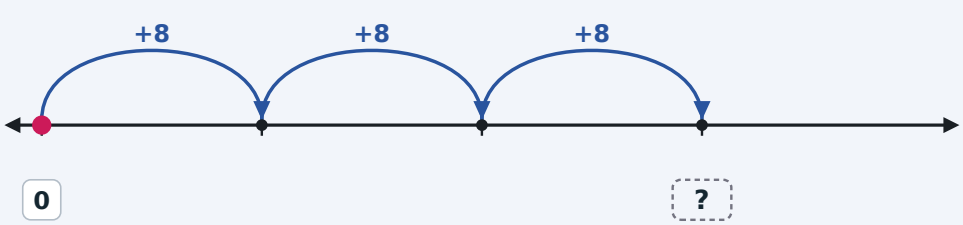

? = ☐

3

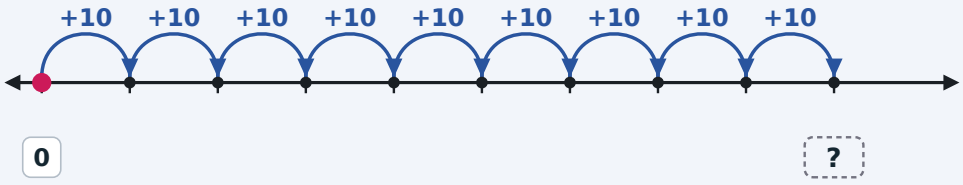

? = ☐

4

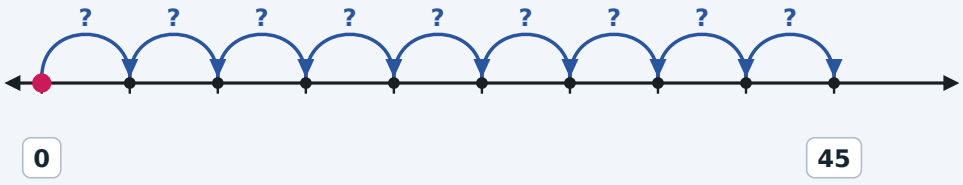

? = ☐

5

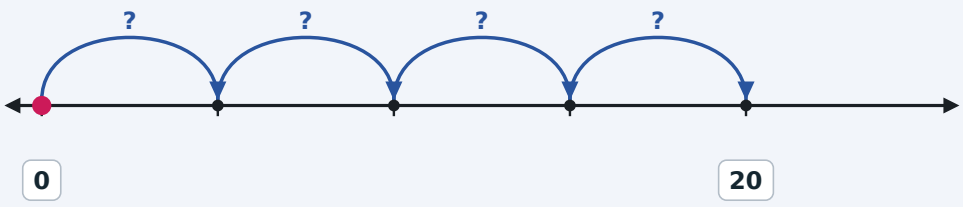

? = ☐

Sayı Doğrusunda Atlamalar

3. Sınıf | 2026-11-21 | Cevap anahtarı

Cevap anahtarı: cevaplar kutularda turuncu yazılıdır.

1

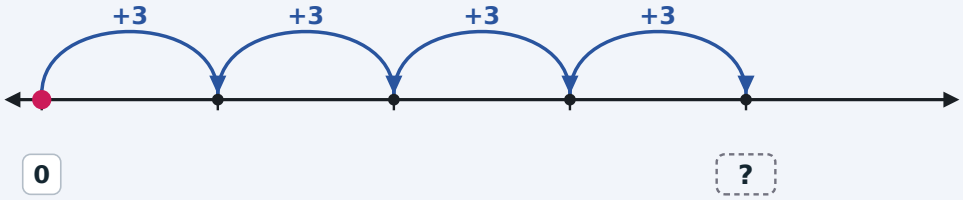

? = **12**

2

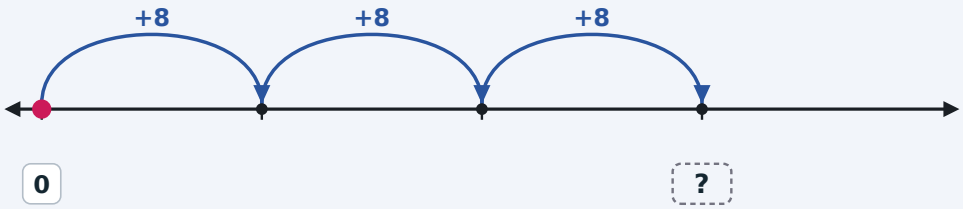

? = **24**

3

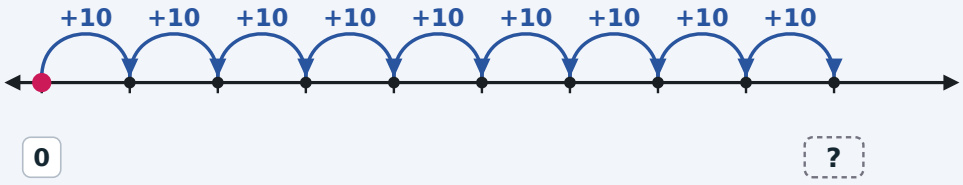

? = **90**

4

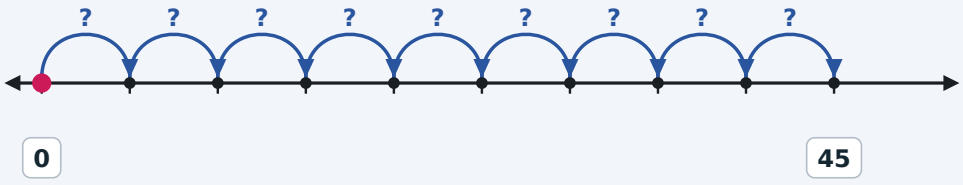

? = **5**

5

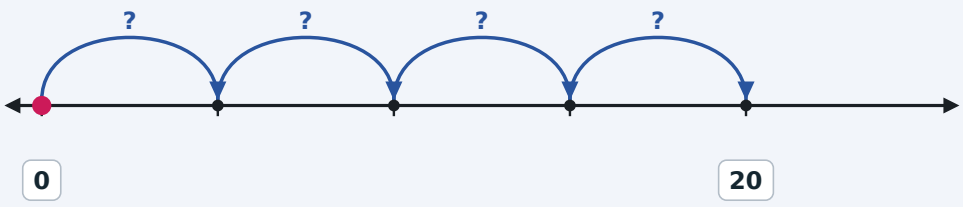

? = **5**

Sayı Doğrusunda Atlamalar

4. Sınıf | 2026-11-21 | Etkinlik

Her doğru ölçekli çizildi. Kavisler atlamadır: + atlama sağa, − atlama sola gider. ? işaretinin yerini tutan değeri hesapla ve kutuya yaz.

Her küçük adım bir bütünün eşit bir parçası. Cevabı aynı paydalı bir kesir olarak yaz.

1

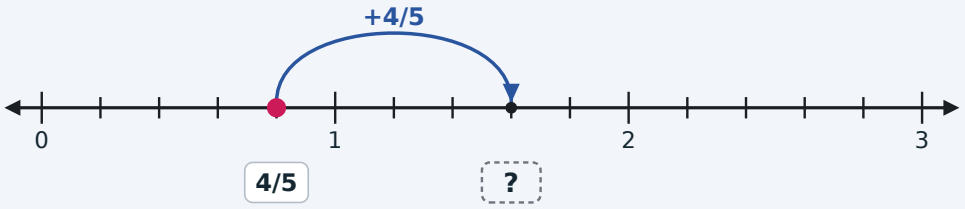

? =

2

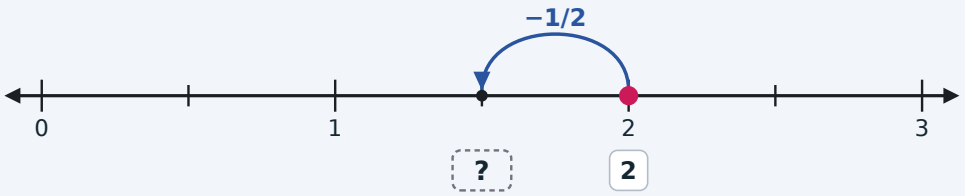

? =

3

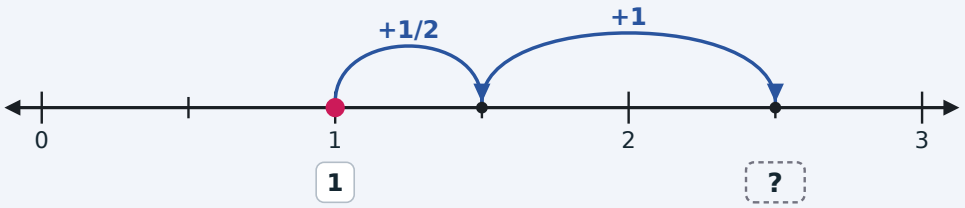

? =

4

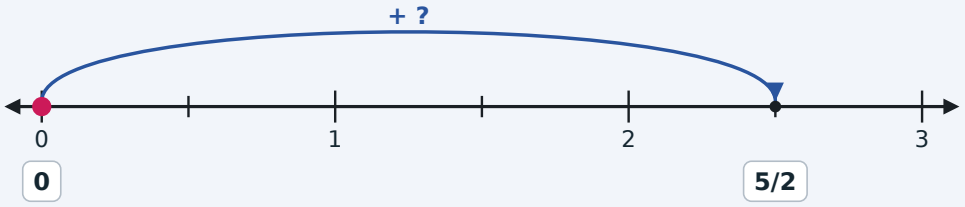

? =

5



? =

Sayı Doğrusunda Atlamalar

4. Sınıf | 2026-11-21 | Cevap anahtarı

Cevap anahtarı: cevaplar kutularda turuncu yazılıdır.

1

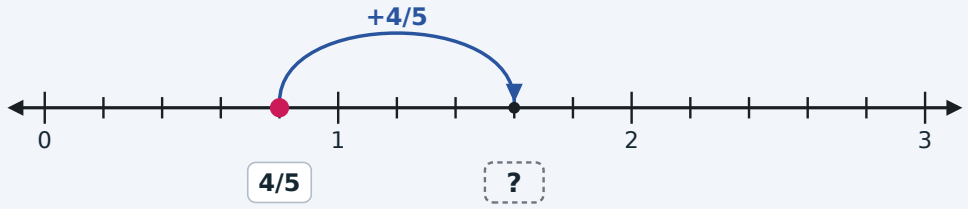

? = **8/5**

2

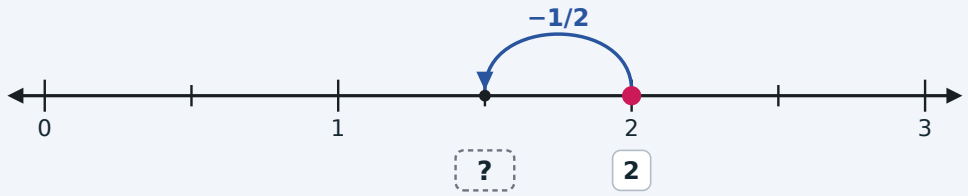

? = **3/2**

3

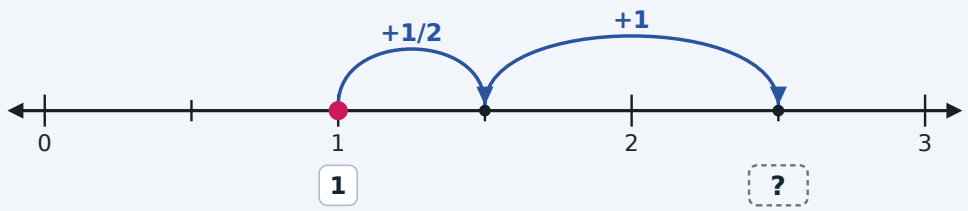

? = **5/2**

4

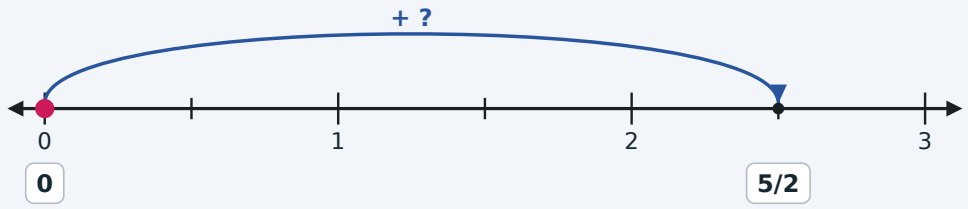

? = **5/2**

5

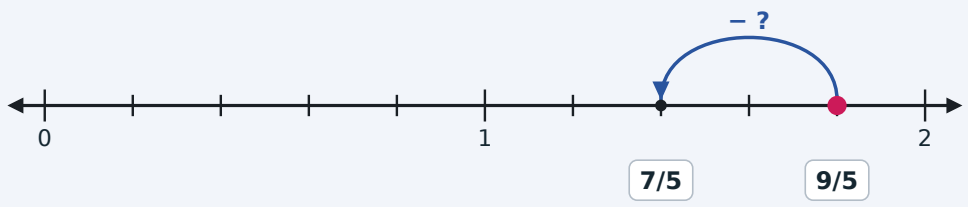

? = **2/5**

Sayı Doğrusunda Atlamalar

5. Sınıf | 2026-11-21 | Etkinlik

Her doğru ölçekli çizildi. Kavisler atlamadır: + atlama sağa, − atlama sola gider. ? işaretinin yerini tutan değeri hesapla ve kutuya yaz.

Küçük adımlar onda birler ya da yüzde birler. Ondalık sayıları topla ya da çıkar, sonra doğruda kontrol et.

1

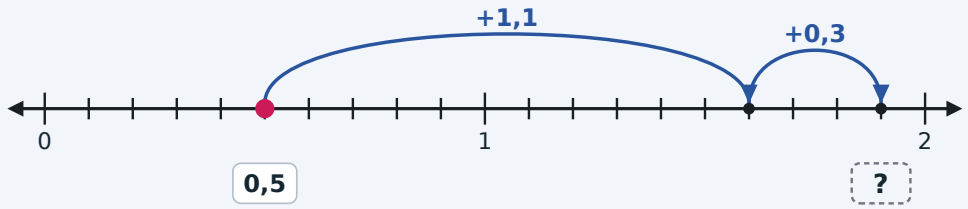

? =

2

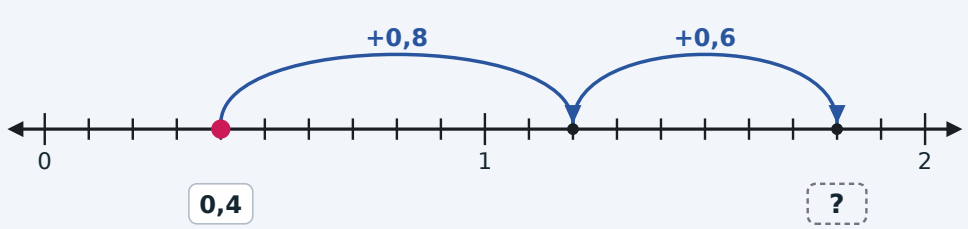

? =

3

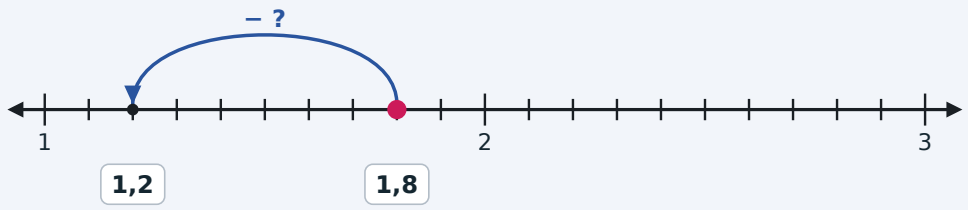

? =

4

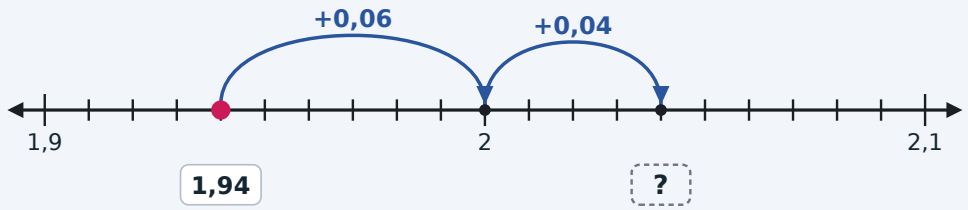

? =

5

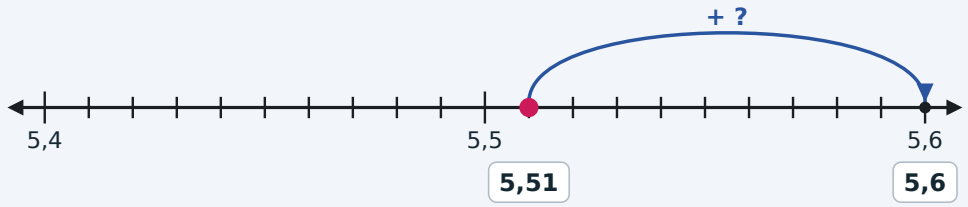

? =

Sayı Doğrusunda Atlamalar

5. Sınıf | 2026-11-21 | Cevap anahtarı

Cevap anahtarı: cevaplar kutularda turuncu yazılıdır.

1

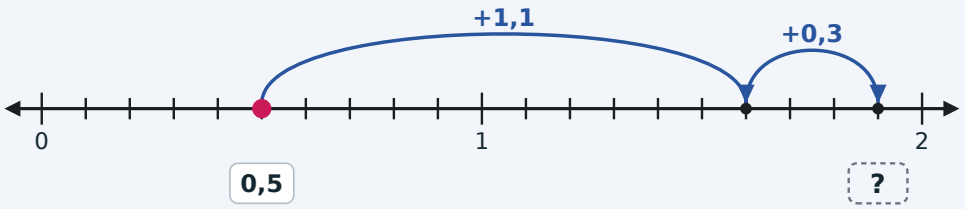

? = **1,9**

2

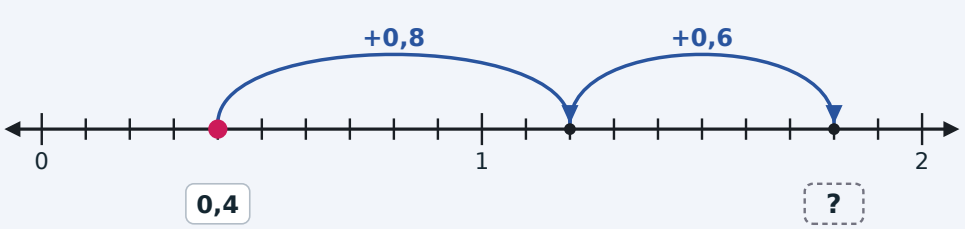

? = **1,8**

3

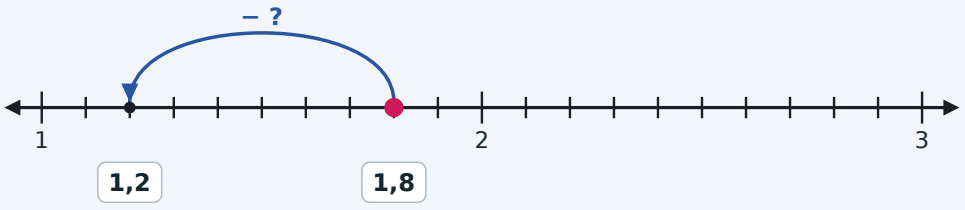

? = **0,6**

4

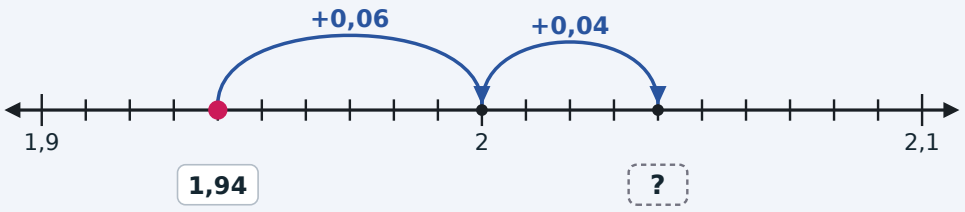

? = **2,04**

5

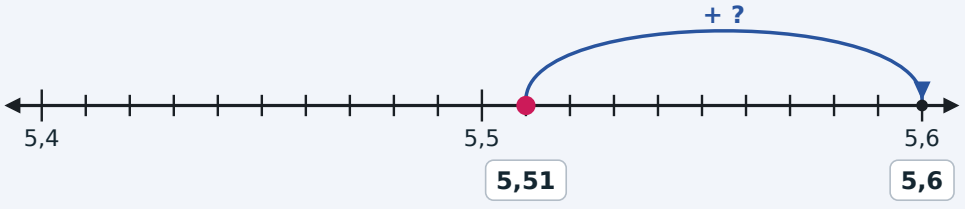

? = **0,09**

Sayı Doğrusunda Atlamalar

6. Sınıf | 2026-11-21 | Etkinlik

Her doğru ölçekli çizildi. Kavisler atlamadır: + atlama sağa, − atlama sola gider. ? işaretinin yerini tutan değeri hesapla ve kutuya yaz.

0'ın solundaki değerler negatiftir. Yalnızca ? yazan bir atlamanın büyüklüğünü ve işaretini (+ ya da −) yaz.

1

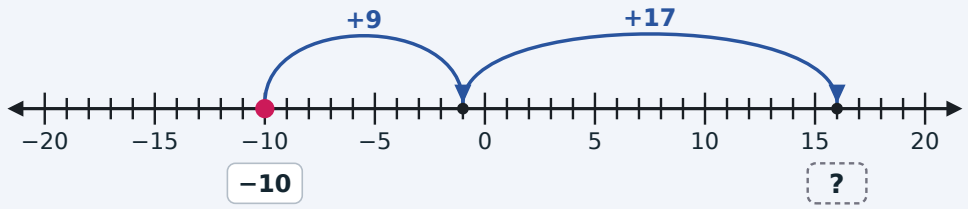

? =

2

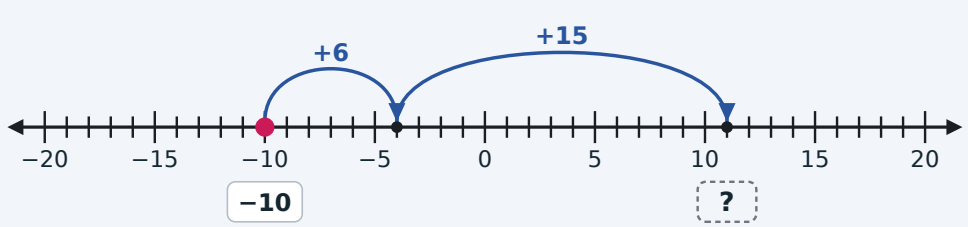

? =

3

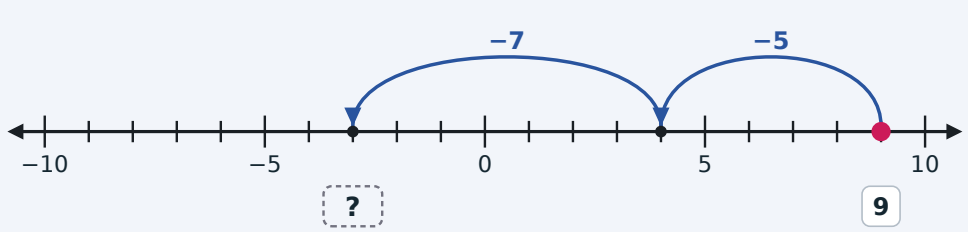

? =

4

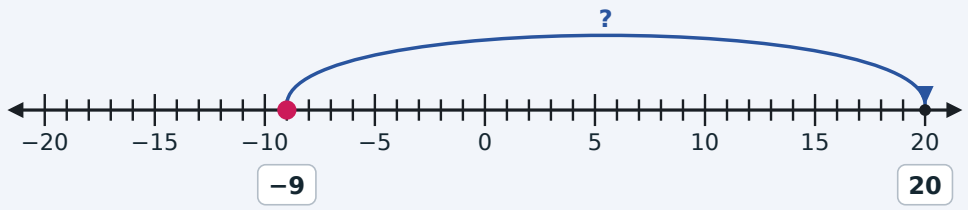

? =

5

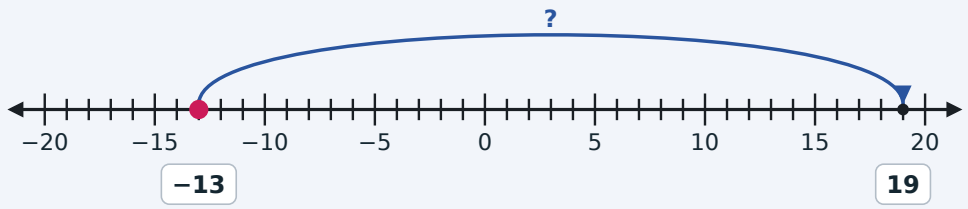

? =

Sayı Doğrusunda Atlamalar

6. Sınıf | 2026-11-21 | Cevap anahtarı

Cevap anahtarı: cevaplar kutularda turuncu yazılıdır.

1

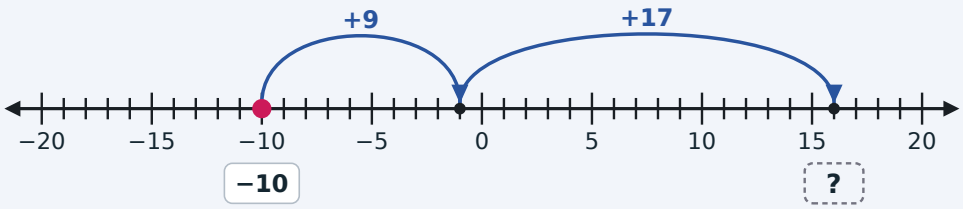

? = **16**

2

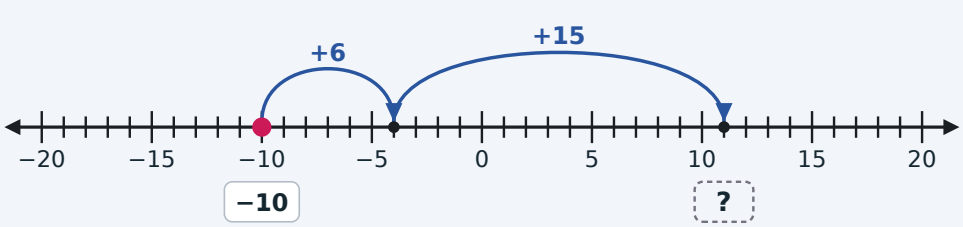

? = **11**

3

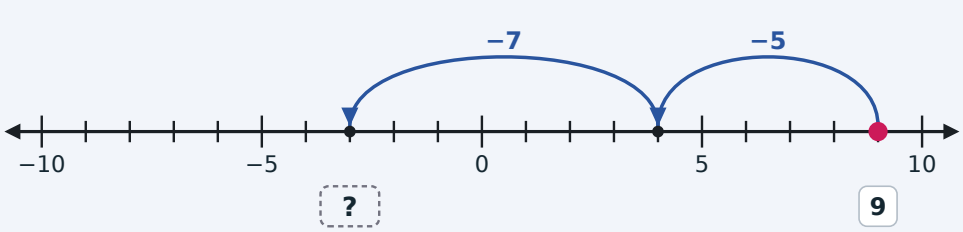

? = **−3**

4

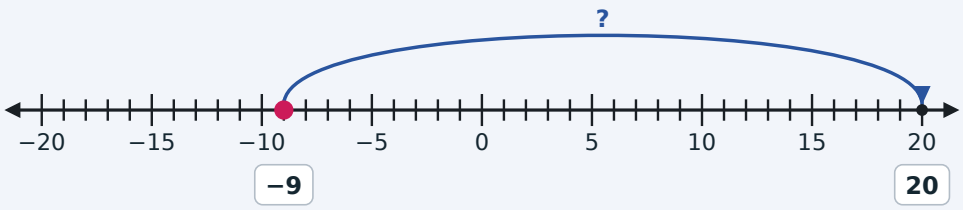

? = **+29**

5

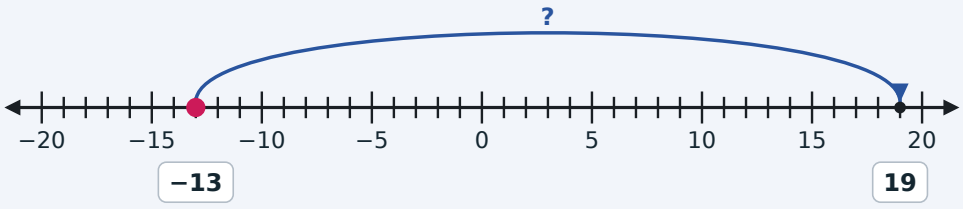

? = **+32**

Sayı Doğrusunda Atlamalar

7. Sınıf | 2026-11-21 | Etkinlik

Her doğru ölçekli çizildi. Kavisler atlamadır: + atlama sağa, − atlama sola gider. ? işaretinin yerini tutan değeri hesapla ve kutuya yaz.

Küçük adımlar çeyrek (0,25). Başlangıç ? ise sondan geriye doğru çalış.

1

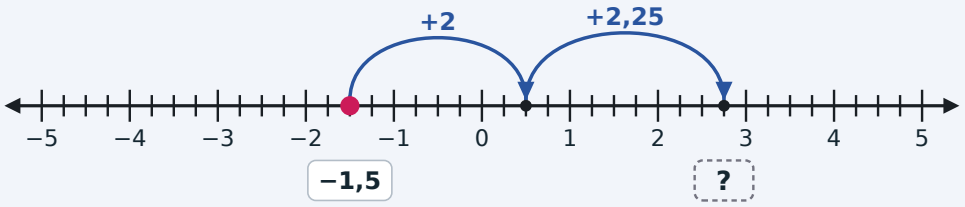

? =

2

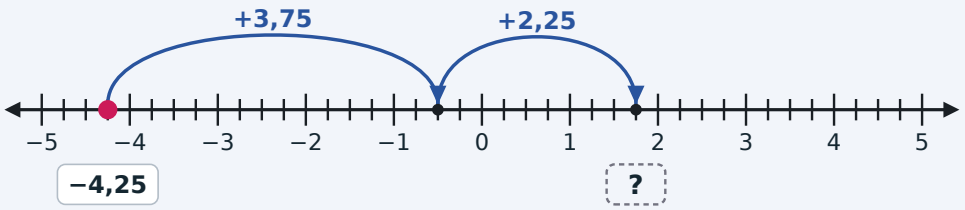

? =

3

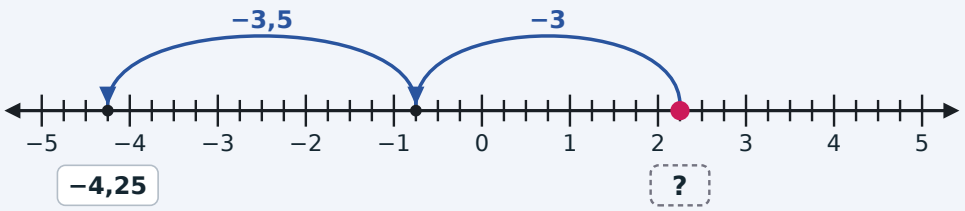

? =

4

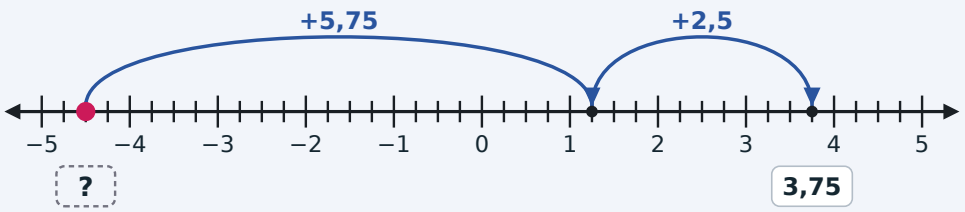

? =

5

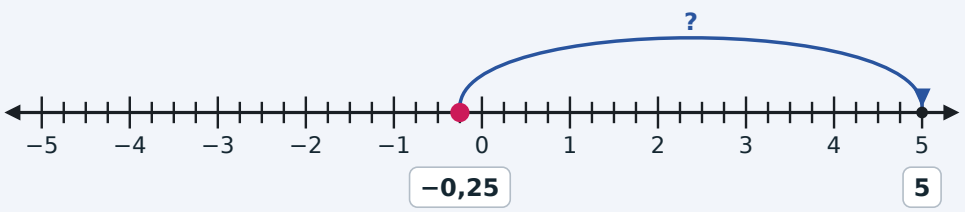

? =

Sayı Doğrusunda Atlamalar

7. Sınıf | 2026-11-21 | Cevap anahtarı

Cevap anahtarı: cevaplar kutularda turuncu yazılıdır.

1

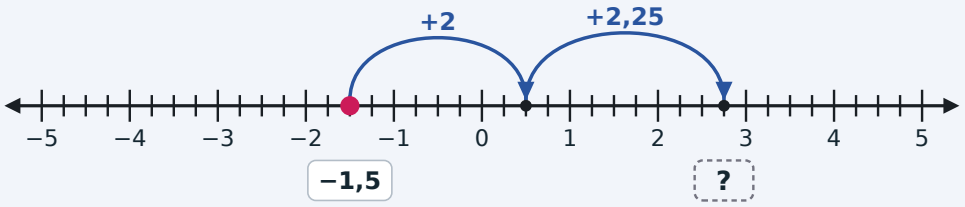

? = **2,75**

2

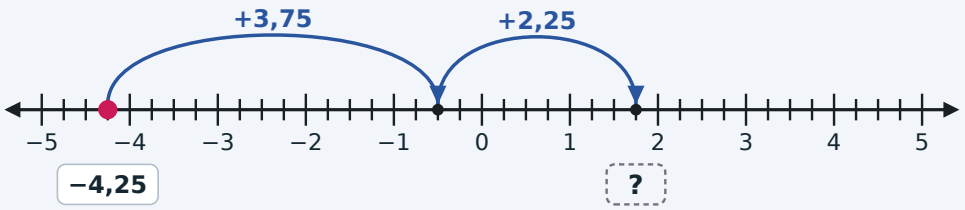

? = **1,75**

3

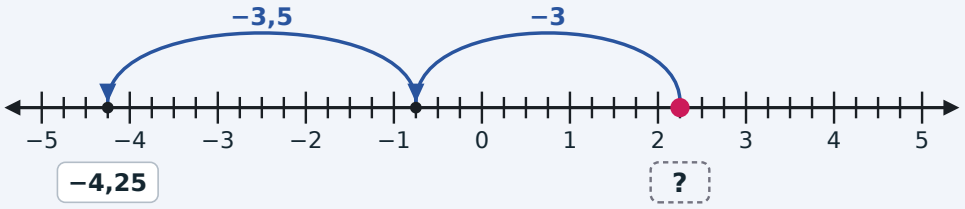

? = **2,25**

4

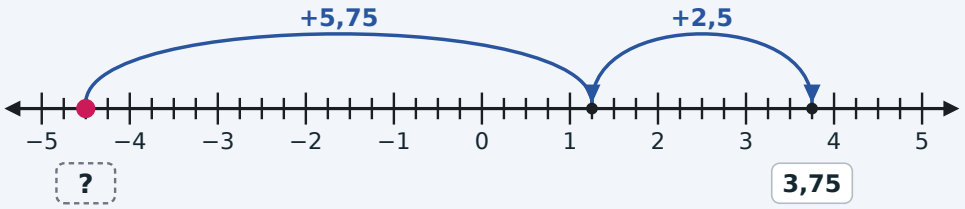

? = **−4,5**

5

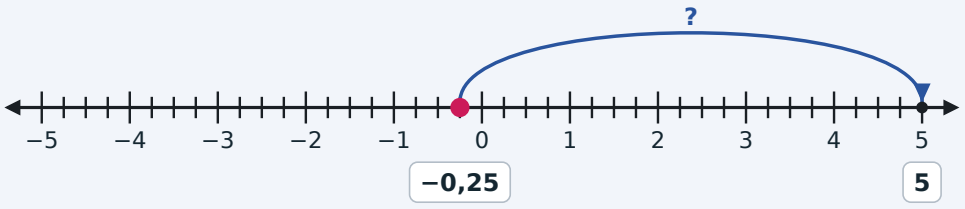

? = **+5,25**

Sayı Doğrusunda Atlamalar

8. Sınıf | 2026-11-21 | Etkinlik

Her doğru ölçekli çizildi. Kavisler atlamadır: + atlama sağa, − atlama sola gider. ? işaretinin yerini tutan değeri hesapla ve kutuya yaz.

Bütün atlamalar eşit ama üzerlerinde değer yok. Verilen iki değerle bir atlamayı hesapla, sonra ? değerini yaz.

1

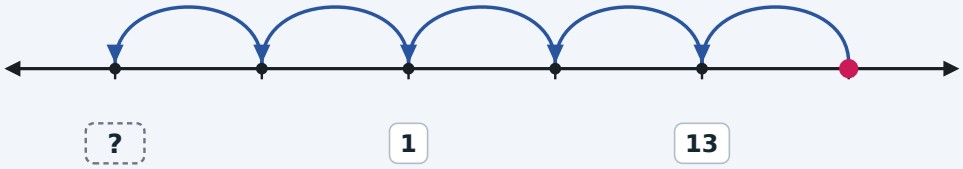

2

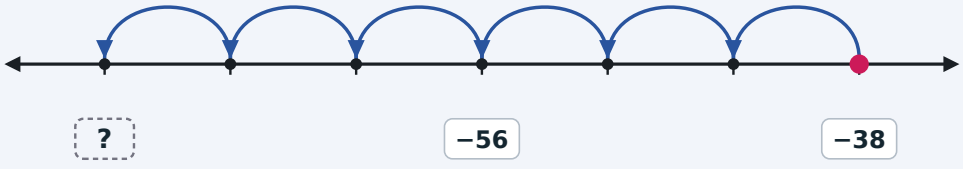

3

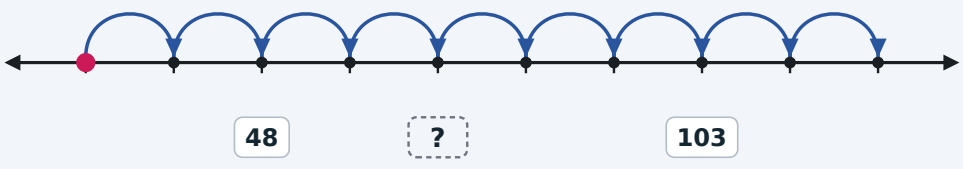

4

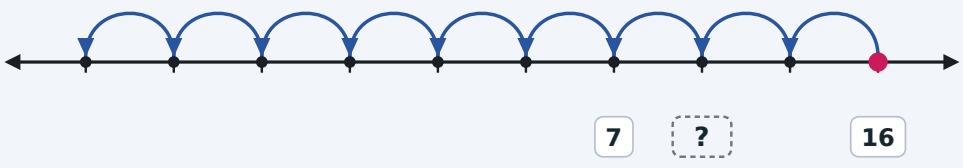

5

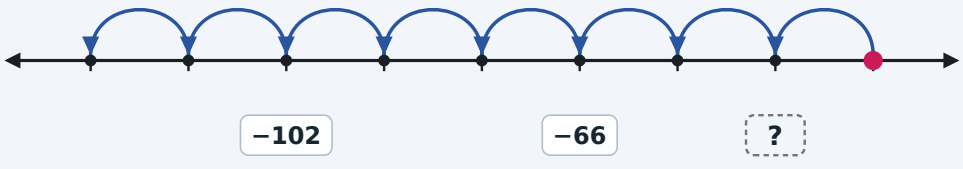

Sayı Doğrusunda Atlamalar

8. Sınıf | 2026-11-21 | Cevap anahtarı

Cevap anahtarı: cevaplar kutularda turuncu yazılıdır.

1

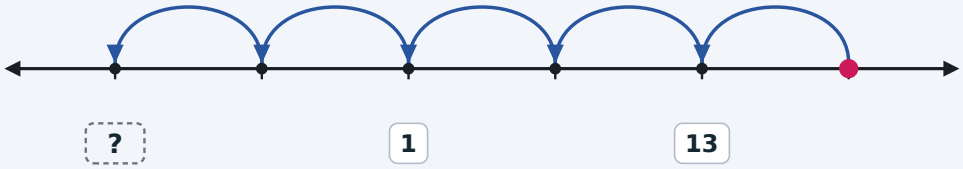

? = **−11**

2

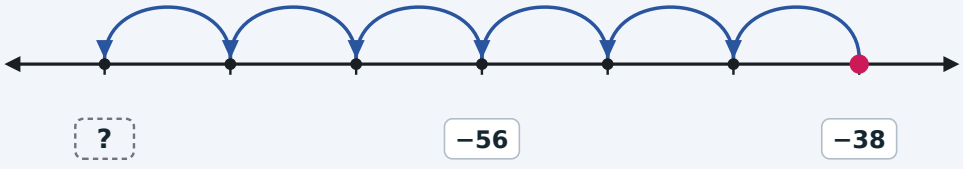

? = **−74**

3

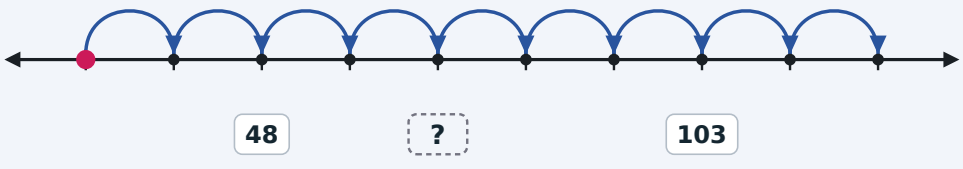

? = **70**

4

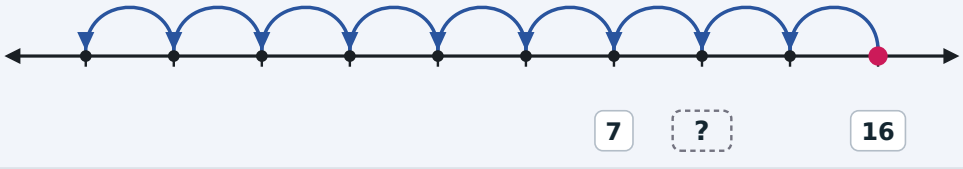

? = **10**

5

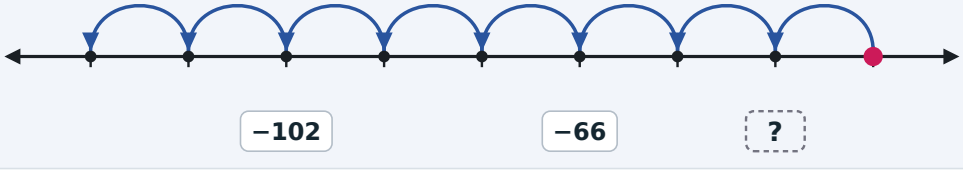

? = **−42**