Desen Boşlukları

Anaokulu | 2026-11-23 | Etkinlik

Bir yetişkin yüksek sesle okuyabilir. Her satır aynı küçük şekil grubunu tekrarlar. Şekilleri sırayla söyle, soru işaretli kutuya hangisinin geldiğini bul ve harfini daire içine al.

Satırı sesli söyle: daire, yıldız, daire, yıldız ... Boşluğa ne gelir?

1



A  B  C 

2

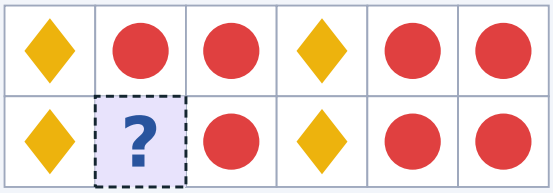

A  B  C 

3



A  B  C 

4



A  B  C 

Desen Boşlukları

Anaokulu | 2026-11-23 | Cevap anahtarı

Halka doğru parçayı gösterir. Tabloda boşluk doldurulmuş ve turuncuyla çerçevelenmiştir.

1

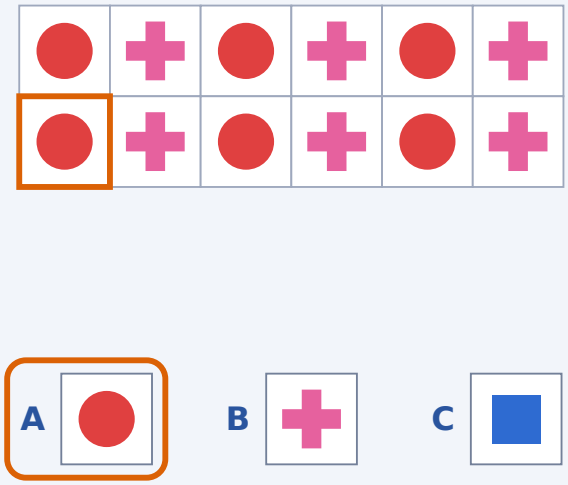

2

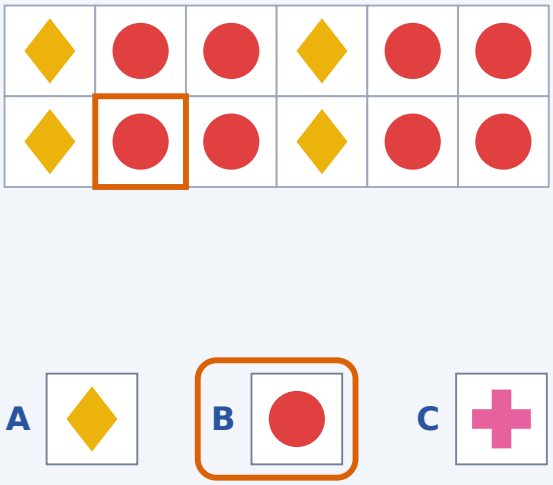

3

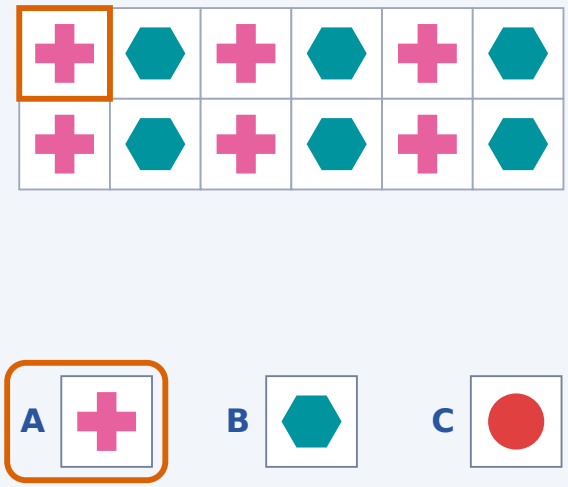

4

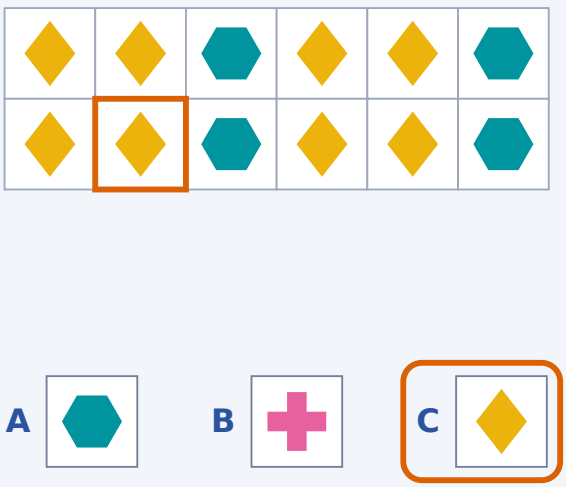

Desen Boşlukları

1. Sınıf | 2026-11-23 | Etkinlik

Her desen tablonun tamamında aynı şekilde tekrar eder, ama bir parçası soru işaretli kutuyla kapatılmıştır. Desenin nasıl tekrar ettiğini çöz ve boşluğu tam dolduran parçanın harfini daire içine al. Parçaları döndürme ya da ters çevirme.

Her satır tekrar eder. Bazı satırlar bir adım kaymış başlar; yukarı ve aşağı da bak.

1



A 

B 

C 

2

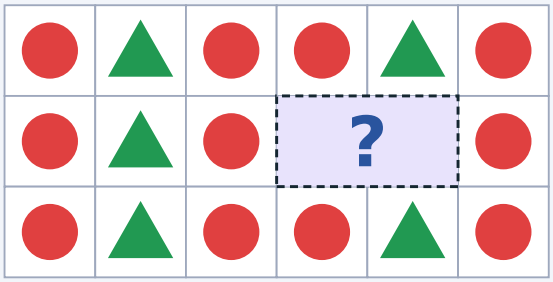

A 

B 

C 

3



A 

B 

C 

4



A 

B 

C 

Desen Boşlukları

1. Sınıf | 2026-11-23 | Cevap anahtarı

Halka doğru parçayı gösterir. Tabloda boşluk doldurulmuş ve turuncuyla çerçevelenmiştir.

1

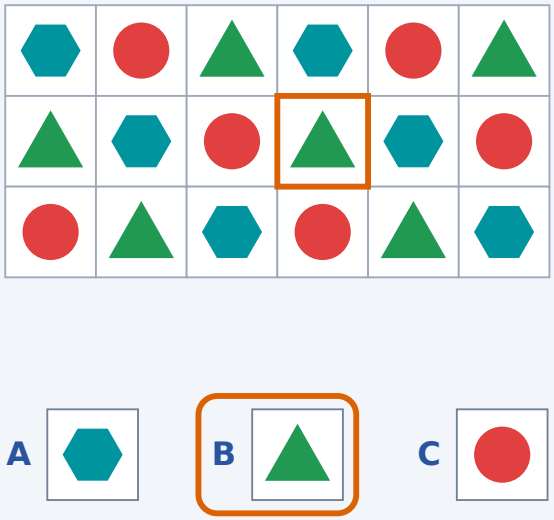

2

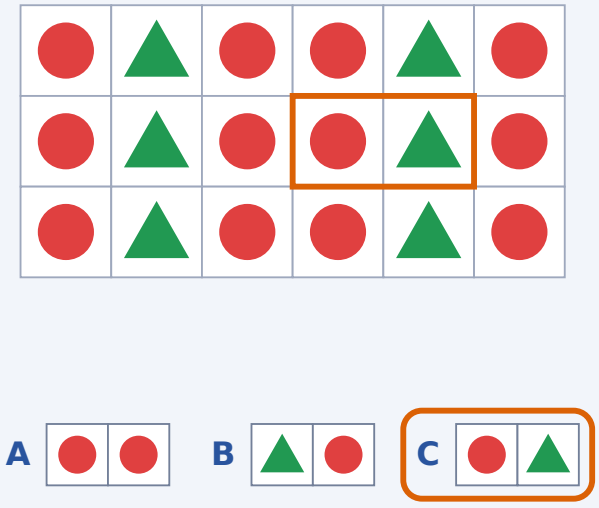

3

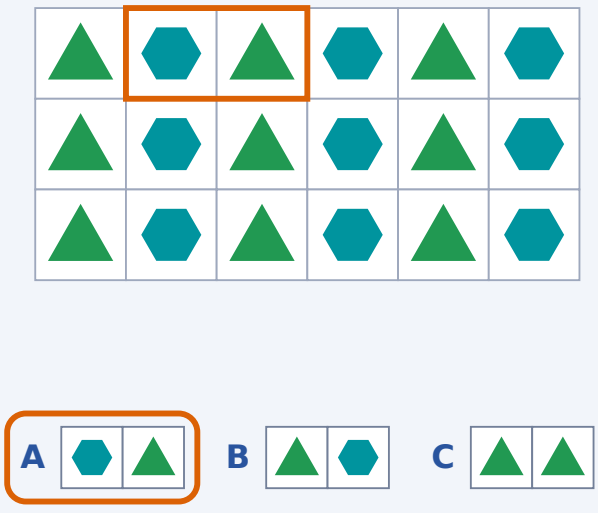

4

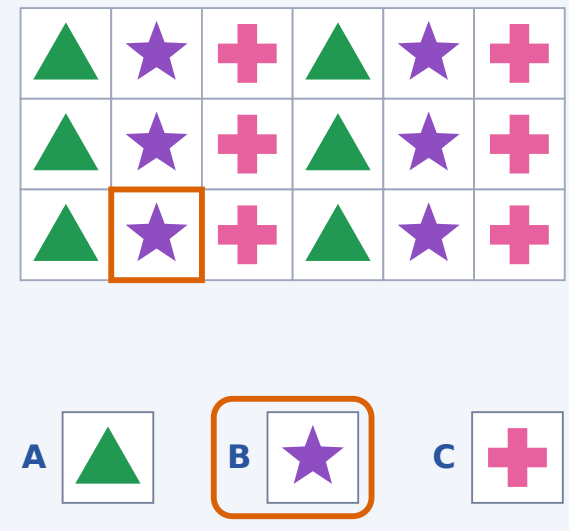

Desen Boşlukları

2. Sınıf | 2026-11-23 | Etkinlik

Her desen tablonun tamamında aynı şekilde tekrar eder, ama bir parçası soru işaretli kutuyla kapatılmıştır. Desenin nasıl tekrar ettiğini çöz ve boşluğu tam dolduran parçanın harfini daire içine al. Parçaları döndürme ya da ters çevirme.

Bir satırda tekrar eden en kısa diziyi bul, sonra üst ve alt satırla karşılaştır.

1

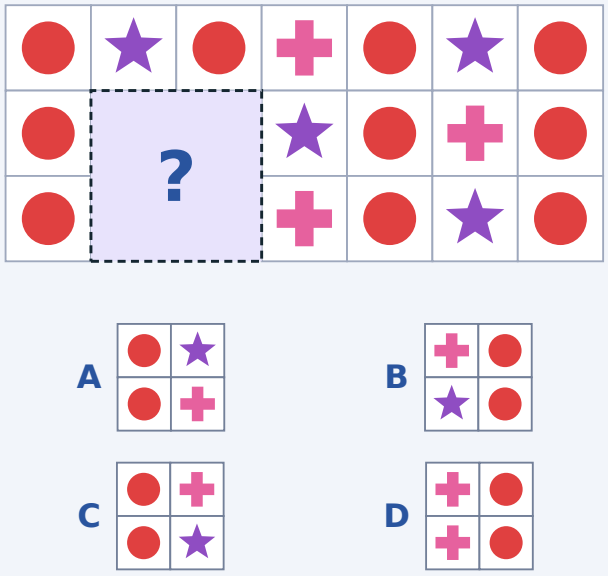

2



3



4

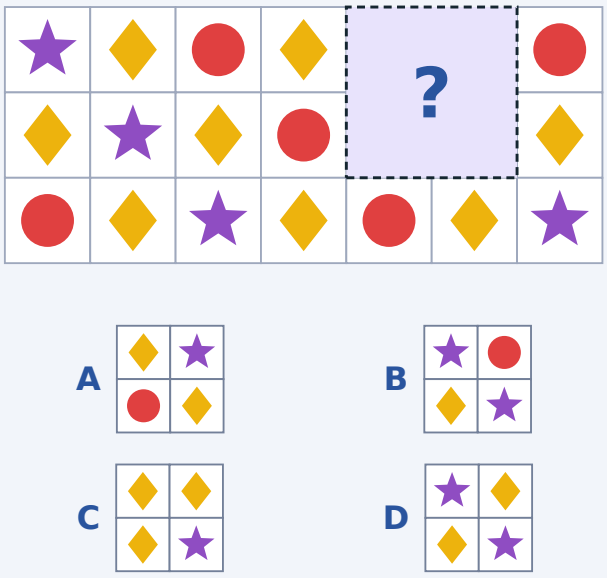

Desen Boşlukları

2. Sınıf | 2026-11-23 | Cevap anahtarı

Halka doğru parçayı gösterir. Tabloda boşluk doldurulmuş ve turuncuyla çerçevelenmiştir.

1

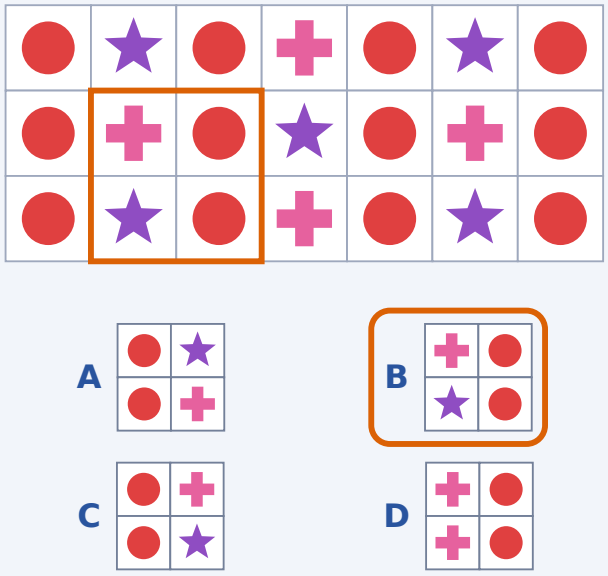

2

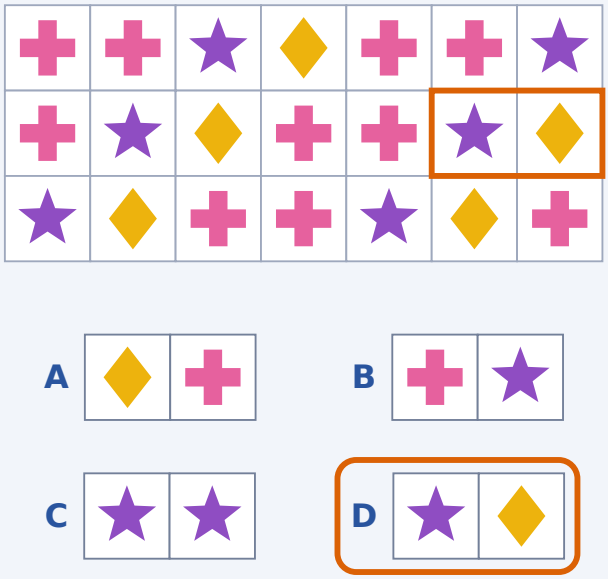

3

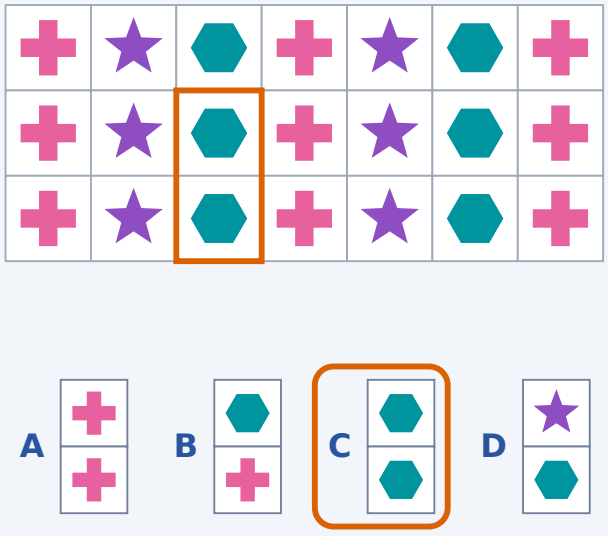

4

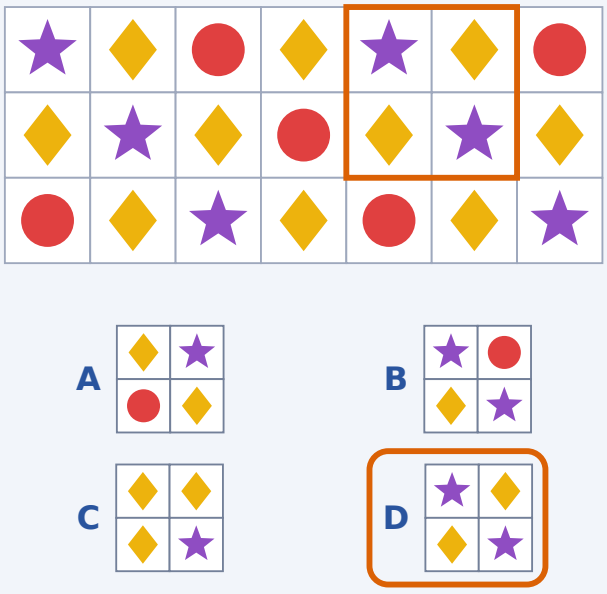

Desen Boşlukları

3. Sınıf | 2026-11-23 | Etkinlik

Her desen tablonun tamamında aynı şekilde tekrar eder, ama bir parçası soru işaretli kutuyla kapatılmıştır. Desenin nasıl tekrar ettiğini çöz ve boşluğu tam dolduran parçanın harfini daire içine al. Parçaları döndürme ya da ters çevirme.

Desen en çok iki satır yüksekliğinde bloklarla tekrar eder. Tam bir blok bul, boşluğa kopyala.

1



A 

B 

C 

D 

2

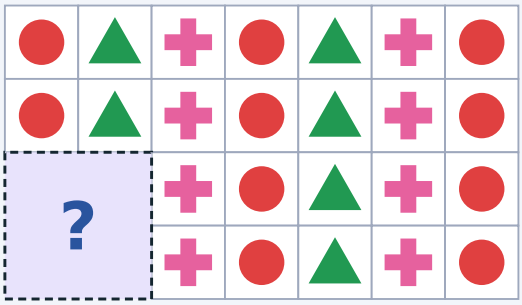

A 

B 

C 

D 

3



A 

B 

C 

D 

4



A 

B 

C 

D 

Desen Boşlukları

3. Sınıf | 2026-11-23 | Cevap anahtarı

Halka doğru parçayı gösterir. Tabloda boşluk doldurulmuş ve turuncuyla çerçevelenmiştir.

1

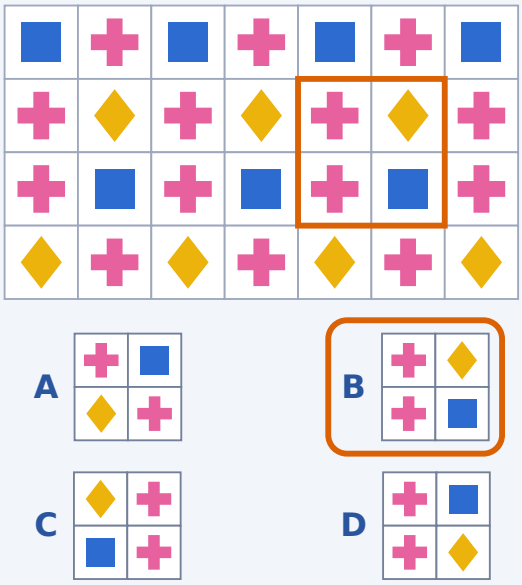

2

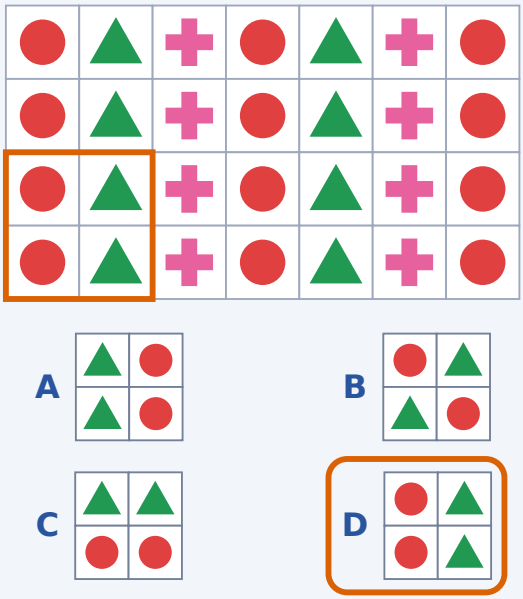

3

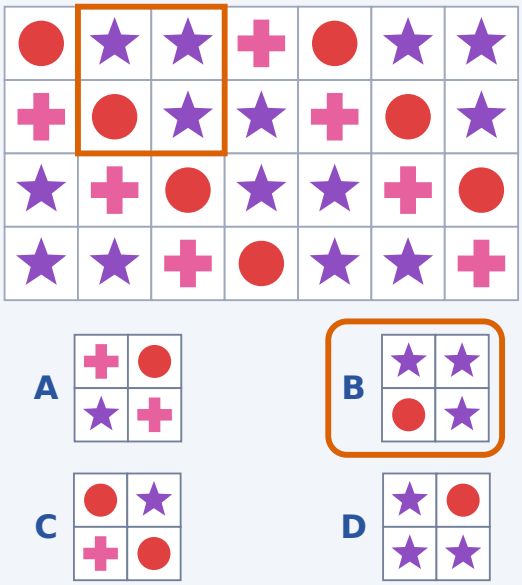

4

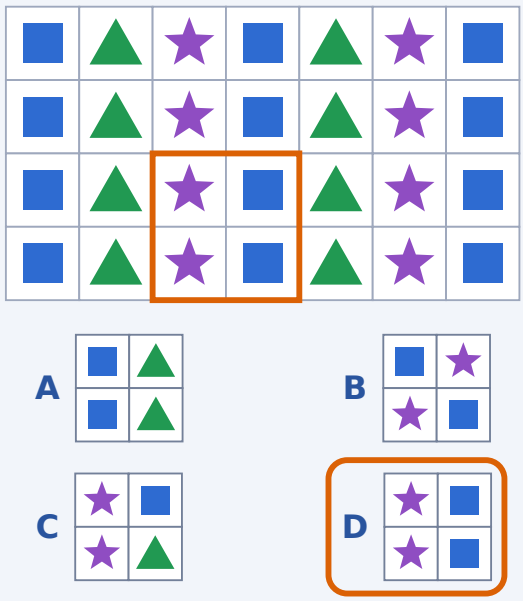

Desen Boşlukları

4. Sınıf | 2026-11-23 | Etkinlik

Her desen tablonun tamamında aynı şekilde tekrar eder, ama bir parçası soru işaretli kutuyla kapatılmıştır. Desenin nasıl tekrar ettiğini çöz ve boşluğu tam dolduran parçanın harfini daire içine al. Parçaları döndürme ya da ters çevirme.

Aynı bloğun sağda ve aşağıda nerede yinelendiğine bak. Boşluğu hücre hücre doldur.

1

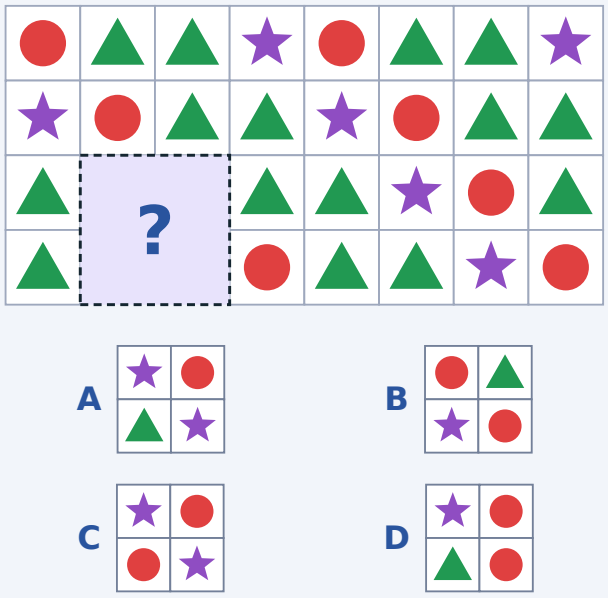

2

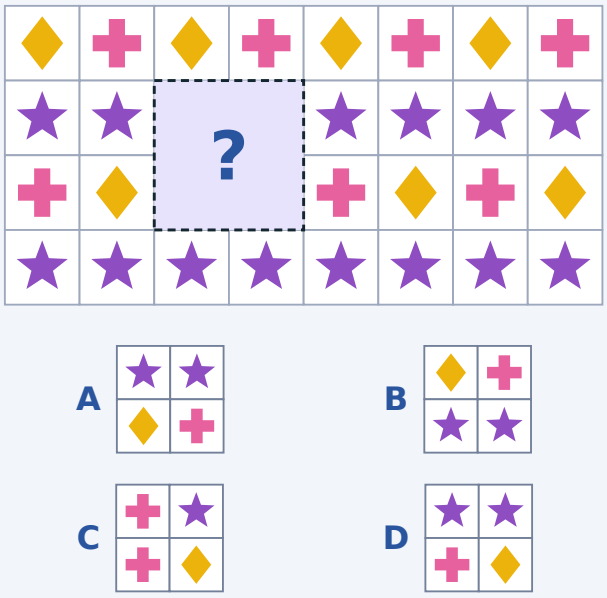

3

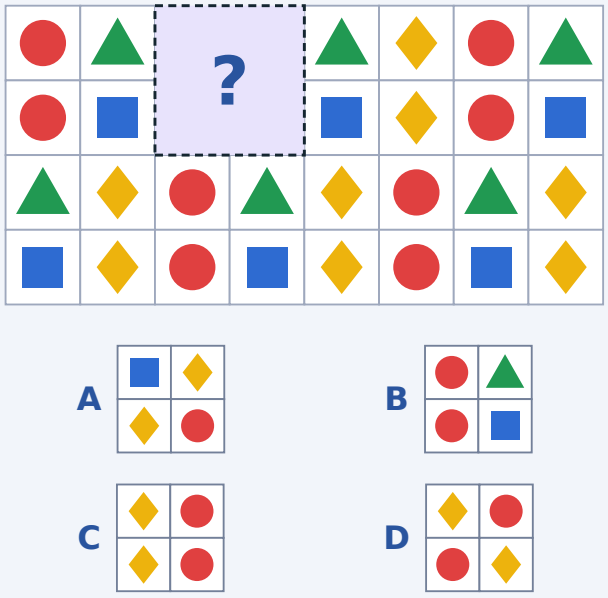

4

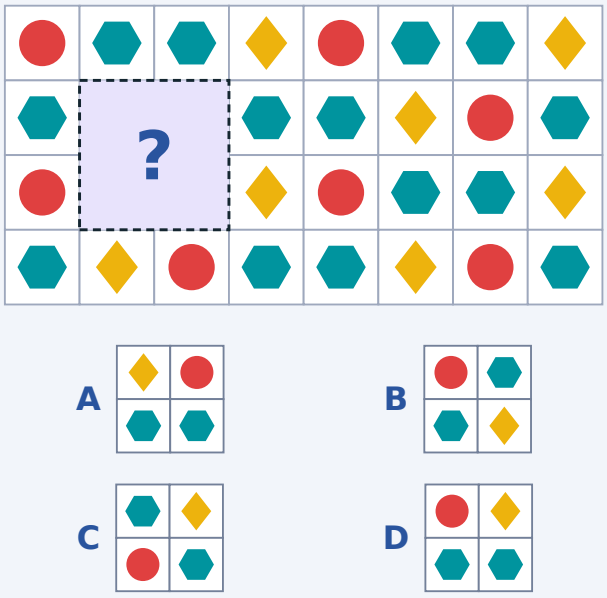

Desen Boşlukları

4. Sınıf | 2026-11-23 | Cevap anahtarı

Halka doğru parçayı gösterir. Tabloda boşluk doldurulmuş ve turuncuyla çerçevelenmiştir.

1

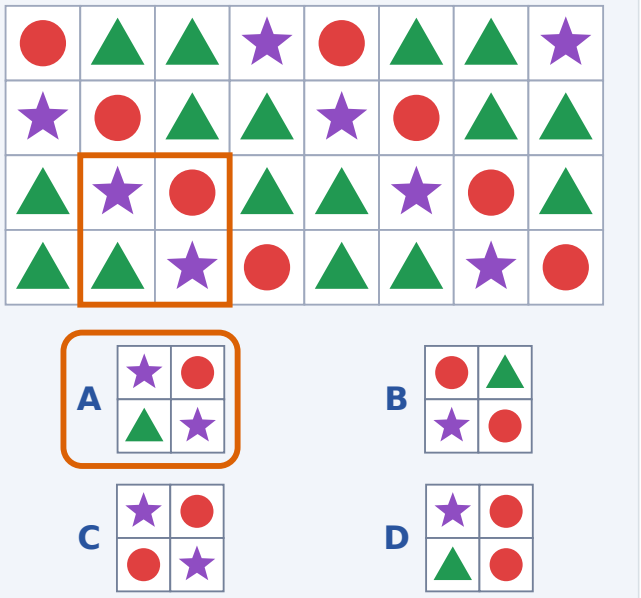

2

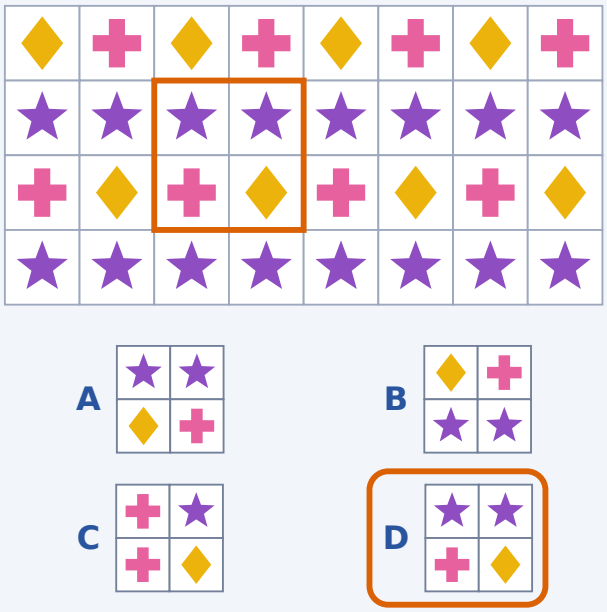

3

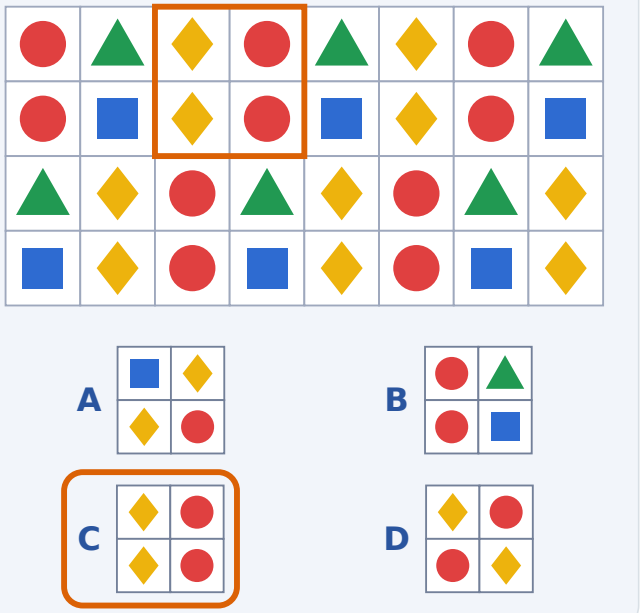

4

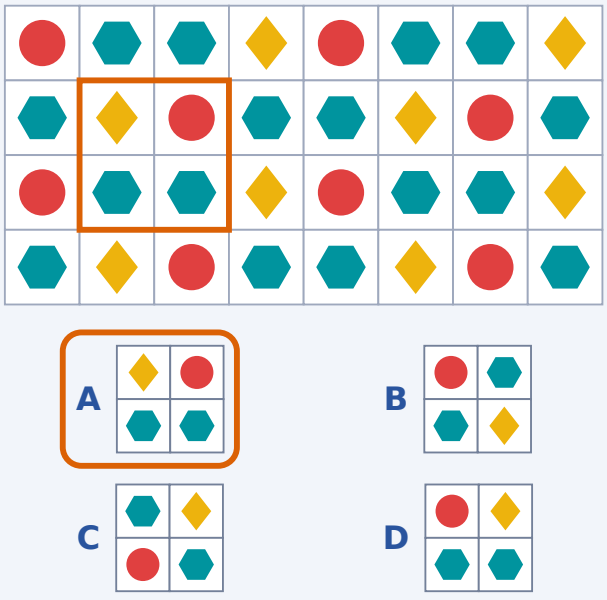

Desen Boşlukları

5. Sınıf | 2026-11-23 | Etkinlik

Her desen tablonun tamamında aynı şekilde tekrar eder, ama bir parçası soru işaretli kutuyla kapatılmıştır. Desenin nasıl tekrar ettiğini çöz ve boşluğu tam dolduran parçanın harfini daire içine al. Parçaları döndürme ya da ters çevirme.

Bloklar sağa ve aşağı, çoğu zaman kayarak tekrar eder. Parçanın her hücresini kontrol et.

1



A 

B 

C 

D 

2

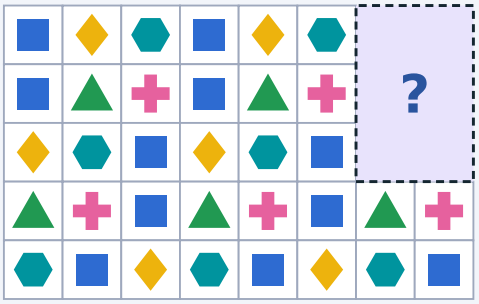

A 

B 

C 

D 

3



A 

B 

C 

D 

4



A 

B 

C 

D 

Desen Boşlukları

5. Sınıf | 2026-11-23 | Cevap anahtarı

Halka doğru parçayı gösterir. Tabloda boşluk doldurulmuş ve turuncuyla çerçevelenmiştir.

1

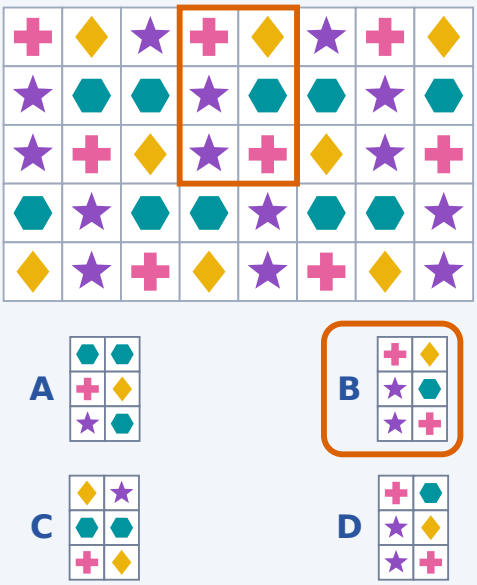

2

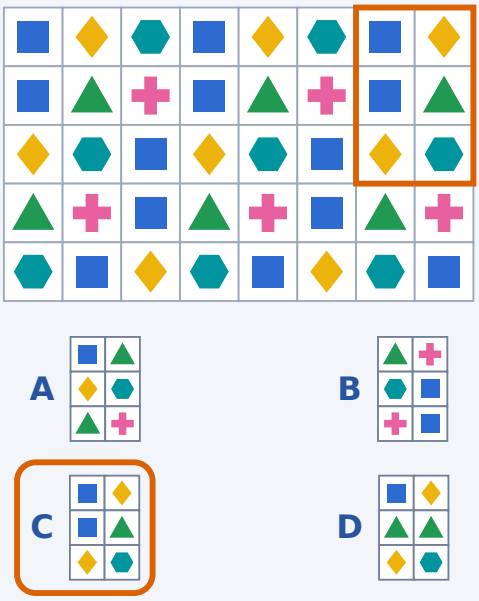

3

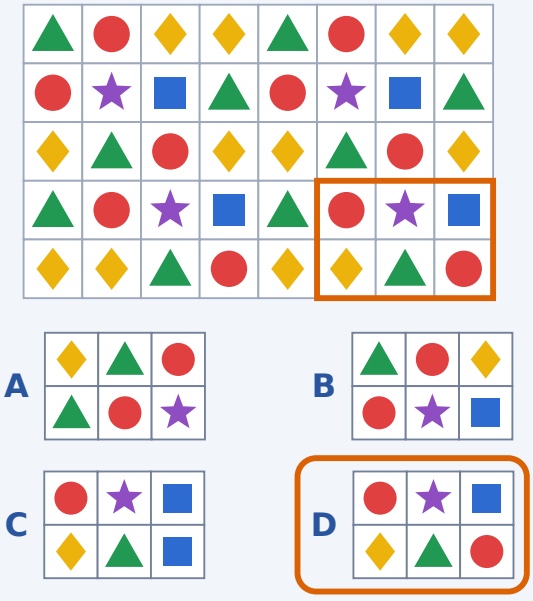

4

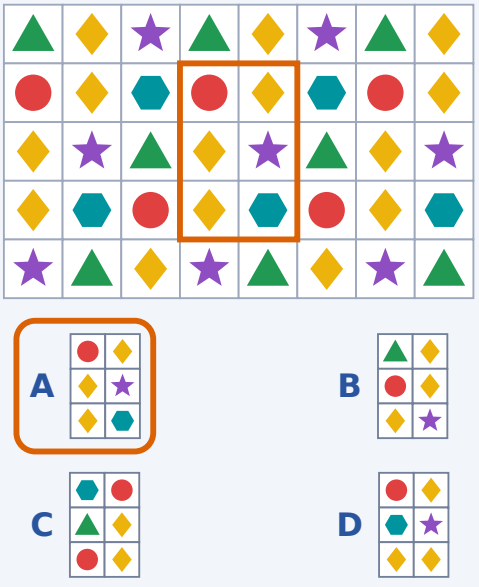

Desen Boşlukları

6. Sınıf | 2026-11-23 | Etkinlik

Her desen tablonun tamamında aynı şekilde tekrar eder, ama bir parçası soru işaretli kutuyla kapatılmıştır. Desenin nasıl tekrar ettiğini çöz ve boşluğu tam dolduran parçanın harfini daire içine al. Parçaları döndürme ya da ters çevirme.

Farklı yönü gösteren oklar farklı semboldür. Bir parçayı asla döndürme.

1

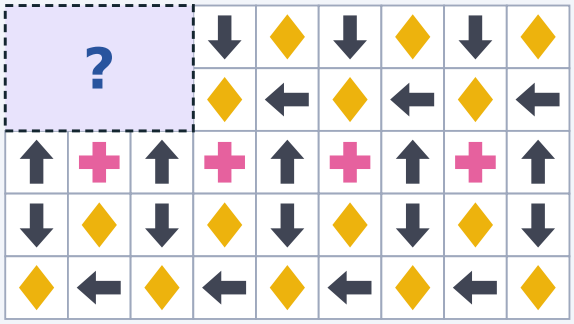

A 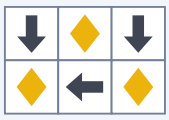

B 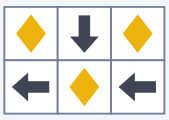

C 

D 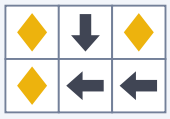

2

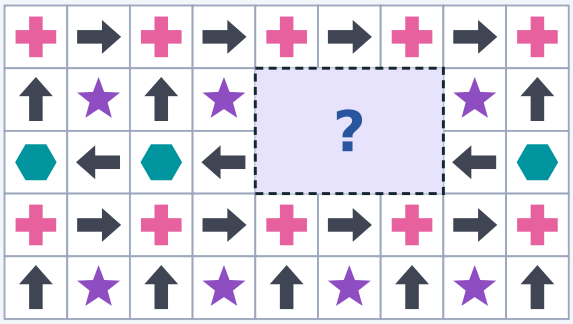

A 

B 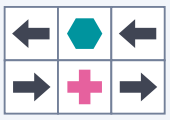

C 

D 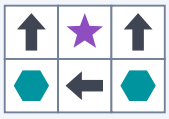

3

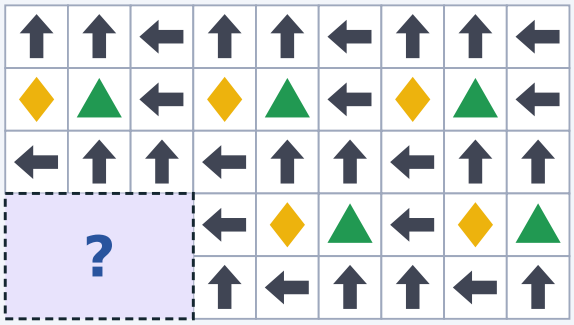

A 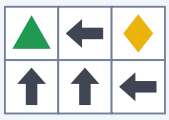

B 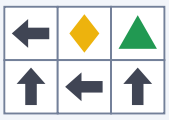

C 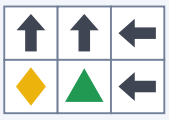

D 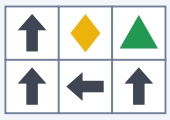

4



A 

B 

C 

D 

Desen Boşlukları

6. Sınıf | 2026-11-23 | Cevap anahtarı

Halka doğru parçayı gösterir. Tabloda boşluk doldurulmuş ve turuncuyla çerçevelenmiştir.

1

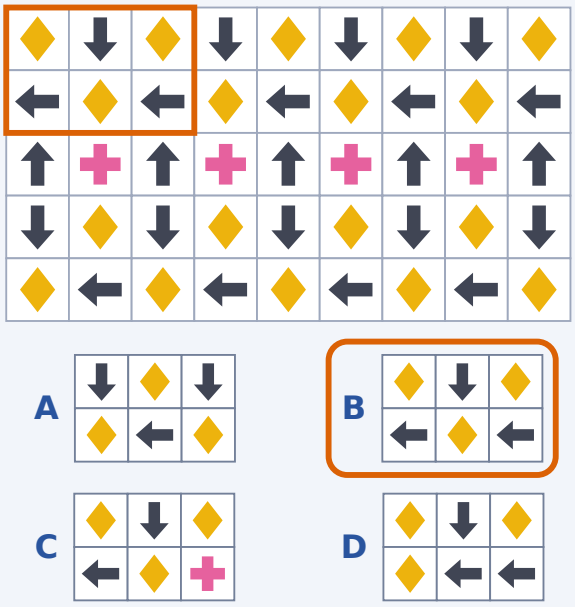

2

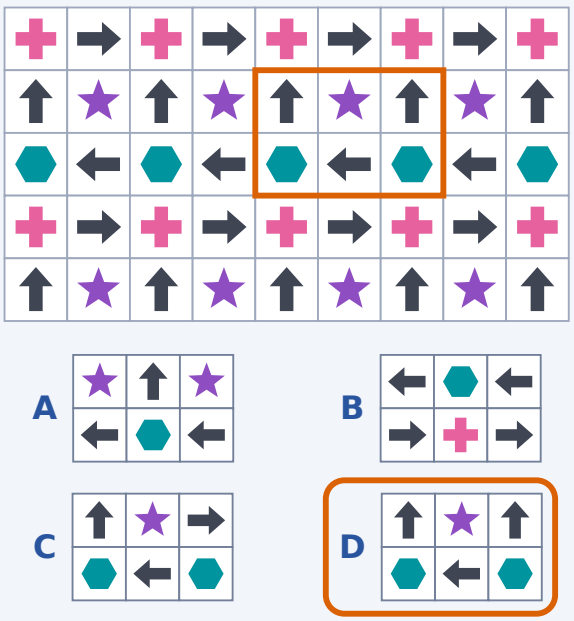

3

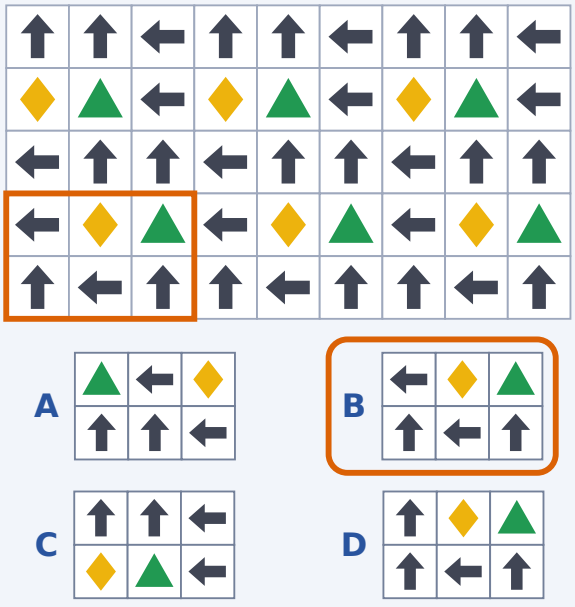

4

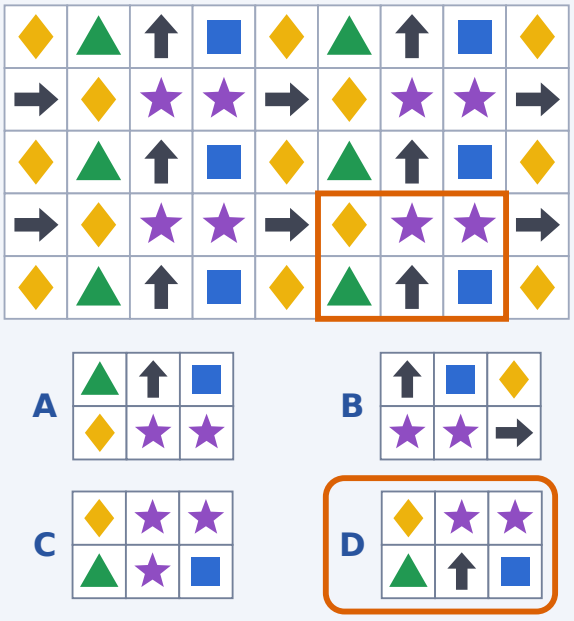

Desen Boşlukları

7. Sınıf | 2026-11-23 | Etkinlik

Her desen tablonun tamamında aynı şekilde tekrar eder, ama bir parçası soru işaretli kutuyla kapatılmıştır. Desenin nasıl tekrar ettiğini çöz ve boşluğu tam dolduran parçanın harfini daire içine al. Parçaları döndürme ya da ters çevirme.

Tekrar eden bloğu bul; gördüğün hücrelerden başlayıp boşluğa doğru izle.

1

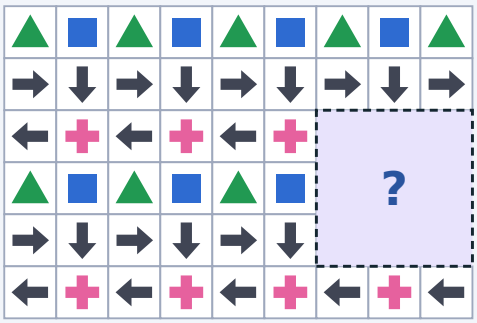

A 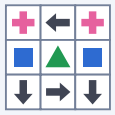

B 

C 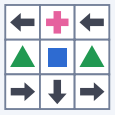

D 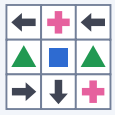

2



A 

B 

C 

D 

3

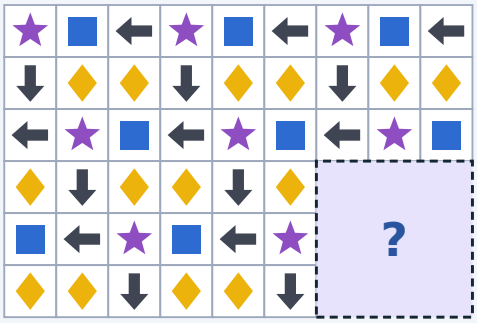

A 

B 

C 

D 

4



A 

B 

C 

D 

Desen Boşlukları

7. Sınıf | 2026-11-23 | Cevap anahtarı

Halka doğru parçayı gösterir. Tabloda boşluk doldurulmuş ve turuncuyla çerçevelenmiştir.

1

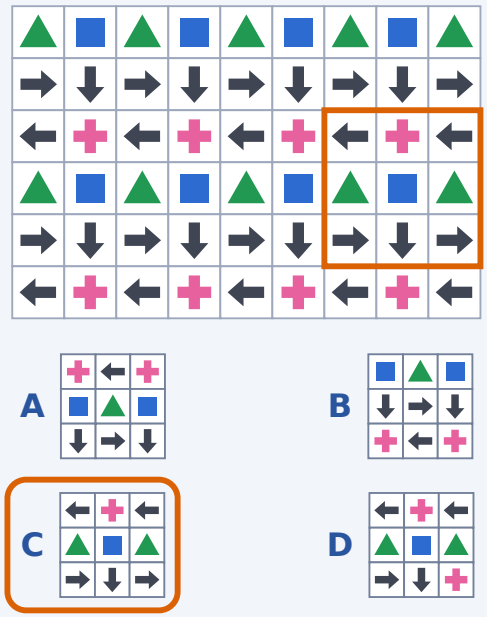

2

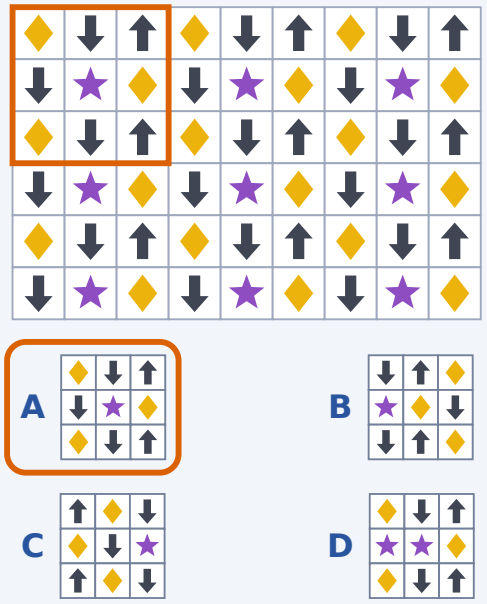

3

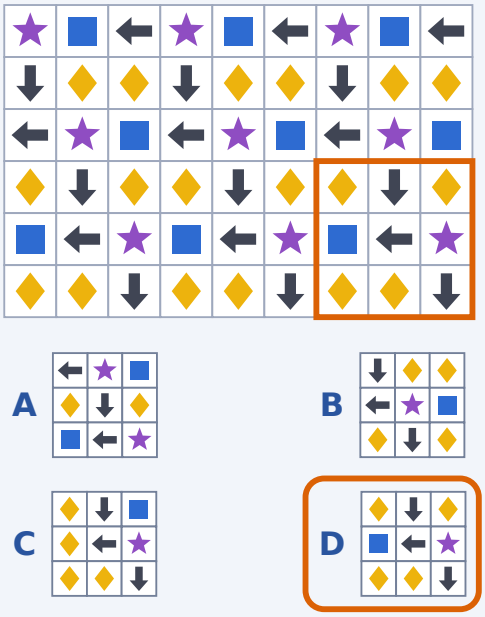

4

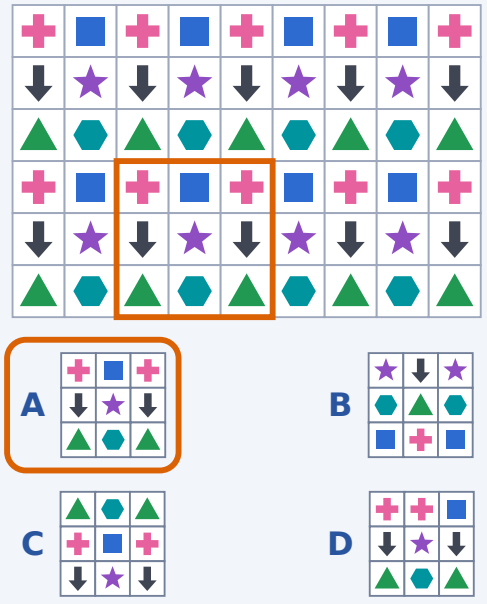

Desen Boşlukları

8. Sınıf | 2026-11-23 | Etkinlik

Her desen tablonun tamamında aynı şekilde tekrar eder, ama bir parçası soru işaretli kutuyla kapatılmıştır. Desenin nasıl tekrar ettiğini çöz ve boşluğu tam dolduran parçanın harfini daire içine al. Parçaları döndürme ya da ters çevirme.

Büyük ve kaymış bloklar: sağa ve aşağı adımı çöz, sonra her hücreyi dene.

1

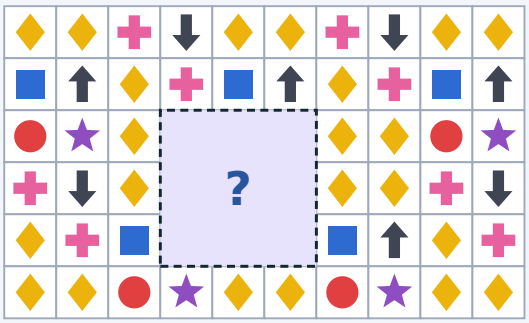

A 

B 

C 

D 

2

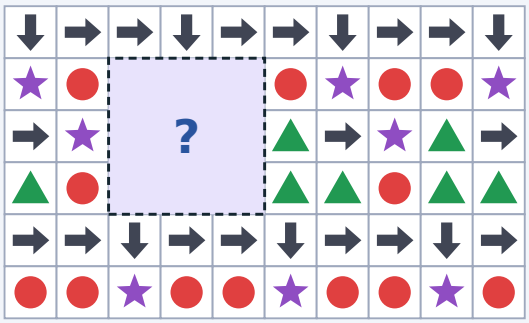

A 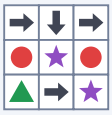

B 

C 

D 

3

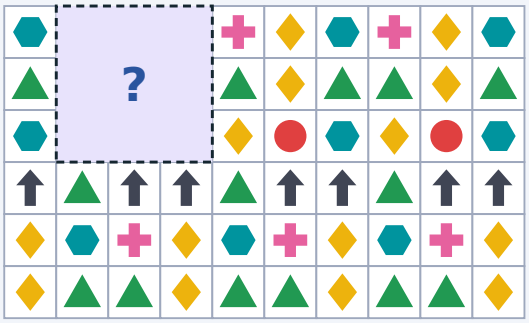

A 

B 

C 

D 

4

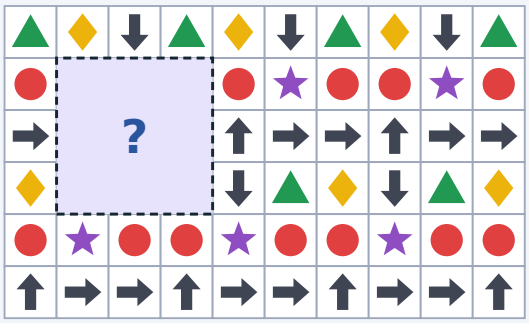

A 

B 

C 

D 

Desen Boşlukları

8. Sınıf | 2026-11-23 | Cevap anahtarı

Halka doğru parçayı gösterir. Tabloda boşluk doldurulmuş ve turuncuyla çerçevelenmiştir.

1

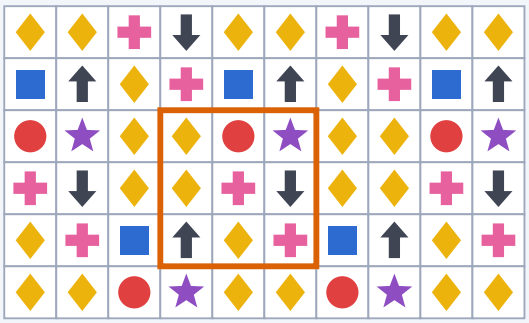

A 

B 

C 

D 

2

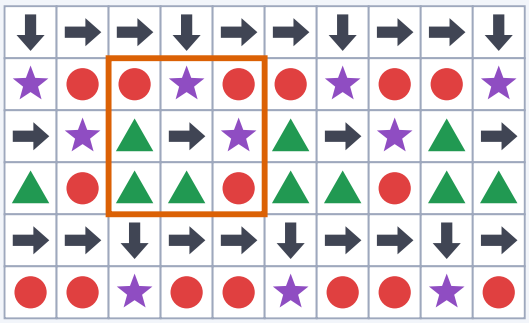

A 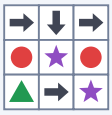

B 

C 

D 

3

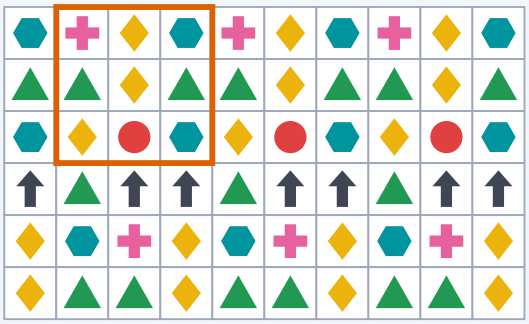

A 

B 

C 

D 

4

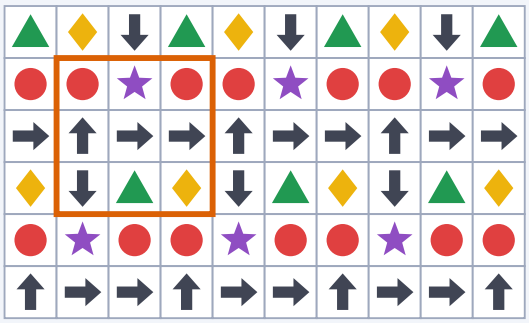

A 

B 

C 

D 